

**ACADEMIC REGULATIONS COURSE STRUCTURE
AND
DETAILED SYLLABUS**

**DEPARTMENT
OF
CSE (ARTIFICIAL INTELLIGENCE & MACHINE LEARNING)**
(Applicable for batches admitted from 2023-2024)



**VASIREDDY VENKATADRI INSTITUTE OF
TECHNOLOGY**
(Autonomous)

**Approved by AICTE, Permanently Affiliated to JNTUK,
NAAC Accredited with 'A' Grade, ISO 9001:2015 Certified**
Nambur (V), Pedakakani (M), Guntur (Dt.), Andhra Pradesh –
522 508

**ACADEMIC REGULATIONS (R23) FOR B. TECH
(REGULAR/HONORS/MINOR)**

**Applicable for the students of B. Tech. (Regular) from the Academic
Year 2023-24 onwards**

The B. Tech Degree of Jawaharlal Nehru Technological University Kakinada, Kakinada shall be conferred on candidates who are admitted to the programme and who fulfill all the requirements for the award of the Degree.

VISION

Providing quality education to enable the generation of socially conscious software engineers who can contribute to the advancement in the field of computer science and engineering.

MISSION

- To equip the graduates with the knowledge and skills required to enable them to be industry ready.
- To train socially responsible, disciplined engineers who work with good leadership skills and can contribute for nation building.
- To make our graduates proficient in cutting edge technologies through student centric teaching-learning process and empower them to contribute significantly to the software industry
- To shape the department into a center of academic and research excellence

OBJECTIVES

- Equip the institute with state-of-the-art infrastructure comparable to the best in the industry.
- Tap the resources of the best minds in the field as faculty and visiting faculty.
- Groom students to become global entrepreneurs and responsible citizens.
- Provide financial assistance to meritorious students.
- Requisition the services of the best HR managers to place our students in reputed industries.
- Provide conducive atmosphere to the faculty for Research & Development and ensure active participation of the students.

About CSE (AIML) Department

- Department of CSE (AI&ML) was established in 2020 with an initial intake of 60 students, which has now increased to 180.
- Students of CSE (AI&ML) department are motivated to be innovative in their thinking while being strong in the Computer Science Core Knowledge.
- Graduates from our department are well-prepared to excel in industry, academia, and entrepreneurship, making a positive impact in the world of AI and ML
- Faculty of CSE (AI&ML) are always dedicated and devoted towards the comprehensive development of their students by training them physically through enough sports & games; psychologically through technical competitions globally.

Department Vision

- Providing quality education to enable the generation of socially conscious software engineers who can contribute to the advancement in the field of computer science and engineering.

Department Mission

- To equip the graduates with the knowledge and skills required to enable them to be industry ready.
- To train socially responsible, disciplined engineers who work with good leadership skills and can contribute for nation building.
- To make our graduates proficient in cutting edge technologies through student centric teaching-learning process and empower them to contribute significantly to the software industry.
- To shape the department into a centre of academic and research excellence.

1. Award of the Degree

(a) Award of the B.Tech. Degree / B.Tech. Degree with a Minor if he/she fulfils the following:

- (i) Pursues a course of study for not less than four academic years and not more than eight academic years. However, for the students availing Gap year facility this period shall be extended by two years at the most and these two years would in addition to the maximum period permitted for graduation (Eight years).
- (ii) Registers for 160 credits and secures all 160 credits.

(b) Award of B.Tech. Degree with Honors

A student will be declared eligible for the award of the B.Tech. with Honors if he/she fulfils the following:

- (i) Student secures additional 15 credits fulfilling all the requisites of a B.Tech. Programme i.e., 160 credits.
 - (ii) Registering for Honors is optional.
 - (iii) Honors is to be completed simultaneously with B.Tech. Programme.
2. Students who fail to fulfill all the academic requirements for the award of the degree within eight academic years from the year of their admission shall forfeit their seat in B.Tech. Course and their admission stands cancelled. This clause shall be read along with clause 1 (a)(i).

3. Admissions

Admission to the B. Tech Program shall be made subject to the eligibility, qualifications & specialization prescribed by the A.P. State Govt. / University from time to time. Admissions shall be made either based on the merit rank obtained by the student in the common entrance examination conducted by the A.P. Govt. / University or any other order of merit approved by the A.P. Govt. / University, subject to reservations as prescribed by the Govt. / University from time to time.

4. Program related terms

Credit: A unit by which the course work is measured. It determines the number of hours of instruction required per week. One credit is equivalent to one hour of teaching (Lecture/Tutorial) or two hours of practical work/field work per week.

Credit definition:

1 Hr. Lecture (L) per week	1 credit
1 Hr. Tutorial (T) per week	1 credit
1 Hr. Practical (P) per week	0.5 credit

2 Hrs. Practical (Lab) per week	1 credit
---------------------------------	----------

- a) **Academic Year:** Two consecutive (one odd + one even) semesters constitute one academic year.
- b) **Choice Based Credit System (CBCS):** The CBCS provides a choice for students to select from the prescribed courses.

5. Semester/Credits:

- i) A semester comprises 90 working days and an academic year is divided into two semesters.
- ii) The summer term is for 8 weeks during summer vacation. Internship/ apprenticeship / work-based vocational education and training can be carried out during the summer term, especially by students who wish to exit after two semesters or four semesters of study.
- iii) Regular courses may also be offered during the summer on a fast-track mode to enable students to do additional courses or complete backlogs in coursework.
- iv) The Universities/HEIs can decide on the courses to be offered in the summer term depending on the availability of faculty and the number of students.

6. Structure of the Undergraduate Programme

All courses offered for the undergraduate program (B. Tech.) are broadly classified as follows:

S.No.	Category	Breakup of Credits (Total 160)	Percentage of total credits	AICTE Recommendation (%)
1.	Humanities & Social Science including Management (HM)	13	8 %	8 – 9%
2.	Basic Sciences (BS)	20	13 %	12 - 16%
3.	Engineering Sciences (ES)	23.5	14%	10 – 18%
4.	Professional Core (PC)	54.5	34 %	30 – 36%
5.	Electives – Professional (PE) & Open (OE); Domain Specific Skill Enhancement Courses (SEC)	33	21 %	19 - 23%
6.	Internships & Project work (PR)	16	10 %	8 – 11%
7.	Mandatory Courses (MC)	Non-credit	Non-credit	-

7. Course Classification

All subjects/ courses offered for the undergraduate programme in Engineering & Technology (B.Tech. degree programmes) are broadly classified as follows:

S.No.	Broad Course Classification	Course Category	Description
1.	Foundation Core Courses	Foundation courses	Includes Mathematics, Physics and Chemistry; fundamental engineering courses; humanities, social sciences, and management courses
2.	Core Courses	Professional Core Courses (PC)	Includes subjects related to the discipline / department / branch of Engineering
3.	Elective Courses	Professional Elective Courses (PE)	Includes elective subjects related to the parent discipline / department / branch of Engineering
		Open Elective Courses (OE)	Elective subjects which include interdisciplinary subjects or subjects in an area outside the parent discipline / department / branch of Engineering
		Domain specific skill enhancement courses (SEC)	Interdisciplinary/job-oriented/domain courses which are relevant to the industry
4.	Project & Internships	Project	B.Tech. Project or Major Project
		Internships	Summer Internships – Community based and Industry Internships; Industry oriented Full Semester Internship
5.	Audit Courses	Mandatory non-credit courses	Covering subjects of developing desired attitude among the learners

8. Programme Pattern

- i. The total duration of the B. Tech (Regular) Programme is four academic years.
- ii. Each academic year of study is divided into two semesters.
- iii. The minimum number of instruction days in each semester is 90 days.
- iv. There shall be a mandatory student induction program for freshers, with three-week duration before the commencement of the first semester. Physical activity, Creative Arts, Universal Human Values, Literary, Proficiency Modules, Lectures by Eminent People, Visits to local Areas, Familiarization to Dept./Branch & Innovations etc., are included as per the guidelines issued by AICTE.
- v. Health/wellness/yoga/sports and NSS /NSS /Scouts & Guides / **Community service activities** are made **mandatory as credit courses** for all the undergraduate students.
- vi. Courses like Environmental Sciences, Indian Constitution, Technical Paper Writing & IPR are offered as non-credit mandatory courses for all the undergraduate students.
- vii. Design Thinking for Innovation & Tinkering Labs is made mandatory as credit courses for all the undergraduate students.
- viii. Increased flexibility for students through an increase in the elective component of the curriculum, with **05 Professional Elective** courses and **04 Open Elective** courses.
- ix. Professional Elective Courses include the elective courses relevant to the chosen specialization/branch. Proper choice of **professional elective courses** can lead to students specializing in **emerging areas** within the chosen field of study.
- x. A total of **04 Open Electives** are offered in the curriculum. A student can complete the requirement for B.Tech. Degree with a **Minor within the 160 credits** by opting for the courses offered through various verticals/tracks under Open Electives.
- xi. While choosing the electives, students shall ensure that they do not opt for the courses with syllabus contents similar to courses already pursued.
- xii. A pool of interdisciplinary/job-oriented/domain skill courses which are relevant to the industry are integrated into the curriculum of all disciplines. There shall be **05 skill-oriented** courses offered during **III to VII semesters**. Among the five skill courses, four courses shall focus on the basic and advanced skills related to the domain / interdisciplinary courses and the other shall be a soft skills course.

- xiii. Students shall undergo mandatory **summer internships**, for a minimum of **eight weeks duration** at the end of the **second and third year** of the programme. The internship at the end of second year shall be community oriented and industry internship at the end of third year.
- xiv. There shall also be mandatory **full internship** in the **final semester** of the programme along with the **project work**.
- xv. An undergraduate degree with **Honors** is introduced for the students having good academic record.
- xvi. Each department shall take measures to implement Virtual Labs (<https://www.vlab.co.in>) which provide remote access to labs in various disciplines of Engineering and will help student in learning basic and advanced concept through remote experimentation. Student shall be made to work on virtual lab experiments during the regular labs.
- xvii. Each department shall assign a faculty advisor/mentor after admission to a group of students from same department to provide guidance in courses registration/career growth / placements / opportunities for higher studies /GATE/other competitive exams etc.
- xviii. Preferably **25% of course work** for the **theory courses** in **every semester** shall be conducted in the **blended mode** of learning.

9. Evaluation Process

The performance of a student in each semester shall be evaluated **subject-wise** with a maximum of **100 marks** for **theory** and **100 marks** for **practical subject**. **Summer Internships** shall be evaluated for **50 marks**, **Full Internship & Project work** in **final semester** shall be evaluated for **200 marks**, mandatory courses with no credits shall be evaluated for **30 mid semester marks**.

A student **must secure** not less than **35% of marks** in the **end examination** and a **minimum of 40% of marks** in the **sum of the mid semester and end examination marks** taken together for the theory, practical, design, drawing subject or project etc. In the case of a mandatory course, he/she should secure 40% of mid semester marks.

THEORY COUSES

Assessment Method	Marks
Continuous Internal Assessment	30
Semester End Examination	70
Total	100

- i) For the theory subject, the distribution shall be 30 marks for Internal Evaluation and 70 marks for the End-Examination.
- ii) For practical subjects, the distribution shall be 30 marks for the Internal Evaluation and 70 marks for the End Examination.
- iii) If any subject has both theory and practical components, they will be evaluated separately as theory subject and practical subject. However, they will be given the same subject code with an extension of 'T' for theory subject and 'P' for practical subject.

a) Continuous Internal Evaluation

- i) For theory subjects, during a semester, there shall be two mid-term examinations. The first midterm examination shall be conducted for the first two and half units of syllabus and the second midterm examination shall be conducted for the rest of the syllabus. Each **mid-term examination consists** of (i) one **online objective** examination (ii) one **descriptive** examination (iii) one **assignment** and (iv) one **Subject Seminar**.

The **online examination** (objective) shall be **10 marks** with duration of **20 minutes**, **descriptive examination** shall be for **10 marks** with a duration of **1 hour 30 minutes**, **assignment** test shall be **5 marks** with duration of **50 minutes** (Open book system with questions of L4 standard on Bloom's scale) and **Subject Seminar 5 marks**.

- ii) The first **online** examination (objective) is set with **20 multiple choice questions for 10 marks** (20 questions x 1/2 marks) from first two and half units (50% of the syllabus).
- iii) The first **descriptive examination** is set with **30 marks** (two questions for 12 marks and one question for 6 marks) with either or choice from first two and half units (50% of the syllabus), the student must answer all questions. The marks obtained in the subjective paper are condensed to 10 marks.
- iv) The first **assignment Test** from first two and half units conducted for **20 Marks** and will be **scaled down to 5 Marks**. The test is an **open book** system, and the duration of the exam is **50 minutes**. Students can bring a maximum of three printed text books related to that subject. (Soft copies of the text books will not be allowed.) The assignments must provide broadened exposure to the course. The questions shall include problem solving approach, problem analysis & design, implementation, case studies etc.

- v) For the first **subject seminar 5 marks**, each student shall be evaluated based on the presentation on any topic of his/her choice in the subject duly approved by the faculty member concerned.

In the **similar lines**, the **second mid** examinations shall be conducted on the rest of the syllabus. Any fraction in the total of mid marks shall be rounded off to the next higher mark.

- vi) Final mid semester marks shall be arrived at by considering the marks secured by the student in both the mid examinations with 80% weightage given to the better mid exam and 20% to the other.

For Example:

Marks obtained in first mid	: 25
Marks obtained in second mid	: 20
Final mid semester Marks	: $(25 \times 0.8) + (20 \times 0.2) = 24$

If the student is absent for any one midterm examination, the final mid semester marks shall be arrived at by considering 80% weightage to the marks secured by the student in the appeared examination and zero to the other.

For Example:

Marks obtained in first mid	: Absent
Marks obtained in second mid	: 25
Final mid semester Marks	: $(0 \times 0.2) + (25 \times 0.8) = 20$

b) End Examination Evaluation:

End examination of theory subjects shall have the following pattern:

- There shall be **6 questions** and **all questions** are **compulsory**.
- Question 1** shall contain **10 compulsory short answer questions** (2 short questions from each unit) for a total of **20 marks** such that **each question** carries **2 marks**.
- In each of the questions from **2 to 6**, there shall be **either/or type** questions of **10 marks each**. Students shall answer any one of them.
- The questions from **2 to 6** shall be set by covering one unit of the syllabus for each question.

Note: End examination of theory subjects consisting of two parts of different subjects, for Example: Basic Electrical & Electronics Engineering shall have the following pattern: **Question 1** shall contain **10 compulsory short answer questions** (Fist five Questions from first two and half units and last five questions

from remaining syllabus). The questions numbers **2, 3, 4(a)** shall be set by covering from first two and half units and questions numbers **4(b), 5, 6** in the remaining syllabus.

PRACTICAL COURSES

Assessment Method	Marks
Continuous Internal Assessment	30
Semester End Examination	70
Total	100

- a) For practical courses, there shall be a continuous evaluation during the semester for **30 internal marks** and the end examination shall be for **70 marks**.
- b) **Day-to-day** work in the laboratory shall be evaluated for **15 marks** by the concerned laboratory teacher based on the regularity/record/viva and 15 marks for the internal test.
- c) The end examination shall be evaluated for **70 marks**, conducted by the **concerned laboratory teacher** and a **senior expert** in the subject from the **same department**.
 - Procedure: **20 marks**
 - Experimental work & Results: **30 marks**
 - Viva voce: **20 marks**.
- d) For the subject having **design and/or drawing/graphics**, such as Engineering Drawing, the distribution of marks shall be **30 for mid semester** evaluation and **70 for end examination**.

Assessment Method	Marks
Continuous Internal Assessment	30
Semester End Examination	70
Total	100

Day-to-day work shall be evaluated for **15 marks** by the concerned subject teacher based on the reports/submissions prepared in the class. And there shall be **two midterm examinations** in a semester for duration of **2 hours** each for **15 marks** with weightage of **80% to better mid marks** and **20% for the other**. The first mid exam is set with **30 marks** (two questions for 12 marks and one question for 6 marks) with either or choice from first two and half units (50% of the syllabus), the student must answer all questions. The marks obtained in the

subjective paper are condensed to 15 marks. The **second mid** examinations shall be conducted on the rest of the syllabus. Any fraction in the total of mid marks shall be rounded off to the next higher mark. Finalized mid semester marks shall be arrived at by considering the marks secured by the student in both the mid examinations with 80% weightage given to the better mid exam and 20% to the other.

There shall be no objective paper in the mid semester examination. The sum of day-to-day evaluation and the mid semester marks will be the final internal marks for the subject.

Note: In a practical subject consisting of two parts (Eg: Basic Electrical & Electronics Engineering Lab), the **end examination** shall be conducted for **70 marks** as a **single laboratory** in **3 hours**. **Internal examination** shall be evaluated **30 marks** in **each part**. **Final Internal marks** shall be arrived by considering the **average of marks obtained in two parts**.

The **end examination pattern for design and/or drawing/graphics** shall consist of **5 questions, either/or type**, of **14 marks each**. There shall be no objective type questions in the end examination. However, the end examination pattern for other subjects related to design/drawing, multiple branches, etc. is mentioned along with the syllabus.

- e) There shall be **no external examination** for **mandatory courses** with **zero credits**. However, **attendance shall be considered** while calculating **aggregate attendance** and student shall be **declared to have passed** the mandatory course only when he/she secures a minimum of **40%** in the **internal examinations**. In case the student fails, a re-examination shall be conducted for failed candidates for 30 marks satisfying the conditions mentioned in item 1 & 2 of the regulations.
- f) The **laboratory records** and **mid semester test papers** shall be **preserved** for a **minimum of 3 years** in the **respective departments** as per the norms and shall be produced to the various committees as and when the same are asked for.

10. Skill Enhancement Courses

- i) There shall be five skill-enhancement courses offered during III to VII semesters.

- ii) Out of the **five skill courses two** shall be skill-enhanced courses from the **same domain**. Of the **remaining three** skill courses, **one shall** be a **soft skill course** and the **remaining two** shall be **skill-advanced courses** from the **same domain/Interdisciplinary/Job oriented**.
- g) The course shall carry 100 marks and shall be evaluated through continuous assessments during the semester for 30 internal marks and end examination shall be for 70 marks. Day-to-day work in the class / laboratory shall be evaluated for 30 marks by the concerned teacher based on the regularity/assignments/viva/mid semester test. The end examination similar to practical examination pattern shall be conducted by the concerned teacher and an expert in the subject nominated by the principal.
- iii) The Head of the Department shall identify a faculty member as coordinator for the course. A committee consisting of the Head of the Department, coordinator and a senior Faculty member nominated by the Head of the Department shall monitor the evaluation process. The marks/grades shall be assigned to the students by the above committee based on their performance.
- iv) The student shall be given an option to choose either the skill courses being offered by the department or to choose a certificate course being offered by industries/Professional bodies or any other accredited bodies. If a student chooses to take a Certificate Course offered by external agencies, the credits shall be awarded to the student upon producing the Course Completion Certificate from the agency. A committee shall be formed at the level of the department to evaluate the grades/marks given for a course by external agencies and convert to the equivalent marks/grades.
- v) If a student prefers to take a certificate course offered by external agency, the department shall mark attendance of the student for the remaining courses in that semester excluding the skill course in all the calculations of mandatory attendance requirements upon producing a valid certificate as approved by the Head of the department.

11. Massive Open Online Courses (MOOCs)

A Student must pursue and complete **one course compulsorily** through MOOCs approved by the concerned department. A student can pursue courses other than core through MOOCs and it is mandatory to

complete one course successfully through **MOOCs for awarding the degree**. A student is **not permitted to register and pursue core courses** through MOOCs.

A student shall register for the course (**Minimum of either 8 weeks or 12 weeks**) offered through MOOCs with the **approval of Head of the Department**. The Head of the Department shall appoint one mentor to monitor the student's progression. The student needs to **earn a certificate** by **passing the exam**. The student shall be **awarded the credits assigned** in the **curriculum** only by **submission of the certificate**. The **examination fee**, if any, **will be borne by the student**. Students who have qualified in the proctored examinations conducted through MOOCs platform can apply for **credit transfer as specified** and **are exempted from appearing internal as well as external examination** (for the specified equivalent credit course only) **conducted by the college**.

Necessary amendments to the **rules and regulations** regarding adoption of **MOOC courses** would be proposed from time to time.

12. Credit Transfer Policy

Adoption of **MOOCs is mandatory**, to enable Blended model of teaching-learning as also envisaged in the NEP 2020. As per University Grants Commission (Credit Framework for Online Learning Courses through SWAYAM) Regulation, 2016, the University shall allow up to a maximum of **20% of the total courses** being offered in a particular programme i.e., maximum of **32 credits** through **MOOCs platform**.

- i) The **college shall** offer credit mobility for MOOCs and give the **equivalent credit weightage to the students for the credits** earned through online learning courses.
- ii) Student registration for the **MOOCs shall be** only through the **respective departments** and it is **mandatory** for the student to share **necessary information** with the **department**.
- iii) The **credit transfer** policy will be **applicable** to the **Professional & Open Elective** courses only.
- iv) The **concerned department** shall **identify** the courses permitted for **credit transfer**.
- v) The **department shall notify** at the **beginning of semester** the **list** of the online learning courses **eligible for credit transfer**.

- vi) The department shall designate a faculty member as a Mentor for each course to guide the students from registration till completion of the credit course.
- vii) The department shall ensure **no overlap of MOOC exams** with that of the **college examination schedule**. In case of **delay in results**, the college will **re-issue** the **marks sheet** for **such students**.
- viii) Students **pursuing courses under MOOCs** shall acquire the required credits only after **successful completion** of the course and submitting a certificate issued by the competent authority along with the percentage of marks and grades.
- ix) The **institution** shall **submit** the following to the **examination section of the university**:
 - List of students **who have passed MOOC** courses in the **current semester** along with the **certificate of completion**.
 - **Undertaking form** filled in by the students **for credit transfer**.
- x) The universities shall resolve any issues that may arise in the implementation of this policy from time to time and shall review its credit transfer policy in the light of periodic changes brought by UGC, SWAYAM, NPTEL and state government.

Note: Students shall be permitted to register for MOOCs offered through online platforms approved by the University from time to time.

13. Academic Bank of Credits (ABC)

The institution has implemented Academic Bank of Credits (ABC) to promote flexibility in curriculum as per NEP 2020 to

- i) provide option of mobility for learners across the universities of their choice
- ii) provide option to gain the credits through MOOCs from approved digital platforms.
- iii) facilitate award of certificate/diploma/degree in line with the accumulated credits in ABC
- iv) Execute Multiple Entry and Exit system with credit count, credit transfer and credit acceptance from students' account.

14. Mandatory Internships Summer Internships

Two summer internships either **onsite or virtual**, each with a **minimum of 08 weeks** duration, done at the **end of second and third**

years, respectively are mandatory. It shall be completed in collaboration with **local industries, Govt. Organizations, construction agencies, Power projects, software MNCs** or any industries in the areas of concerned specialization of the Undergraduate program. **One of the two summer internships** at the **end of second year (Community Service Project)** shall be **society oriented** and shall be completed in collaboration with government organizations/NGOs & others. The **other internship** at the **end of third year** is **Industry Internship** and shall be completed in collaboration with Industries. The student shall register for the internship as per course structure after commencement of academic year. The **guidelines issued by the APSCHE / University** shall be followed for carrying out and evaluation of Community Service Project and Industry Internship.

Evaluation of the summer internships shall be through the **departmental committee**. A student will be required to **submit** a summer internship **report** to the concerned department and appear for an **oral presentation** before the departmental committee comprising of Head of the Department, supervisor of the internship and a senior faculty member of the department. A certificate of successful completion from industry shall be included in the report. The **report and the oral presentation** shall **carry 50% weightage each**. It shall be evaluated for **50 external marks**. There shall be **no internal marks** for Summer Internship. A student shall secure a **minimum of 40%** of marks for successful completion. In case a student fails, he/she shall reappear as and when semester supplementary examinations are conducted by the institution.

Full Semester Internship and Project work:

In the **final semester**, the student should **mandatorily register** and undergo internship (**onsite/virtual**) and in parallel he/she should work on a project with well-defined objectives. At the end of the semester the candidate shall submit an internship **completion certificate** and a **project report**. A student shall also be permitted to submit a project report on the work carried out during the internship.

The **project report** shall be **evaluated** by an **external examiner**. The total marks for project work are **200 marks** and distribution shall be **60 marks** for **internal** and **140 marks** for **external** evaluation. The **supervisor** assesses the student for **30 marks** (Report: 15 marks, Seminar: 15 marks). At the end of the semester, all projects shall be

showcased at the department for the benefit of all students and staff and the same is to be evaluated by the departmental **Project Review Committee** consisting of supervisor, a senior faculty and HOD for **30 marks**. The external evaluation of Project Work is a Viva-Voce Examination conducted in the presence of an **internal examiner and external examiner** appointed by the University and is evaluated for **140 marks**.

The department shall facilitate and monitor the student internship programs. Completion of internships is mandatory, if any student fails to complete internship, he/she will not be eligible for the award of degree. In such cases, the student shall repeat and complete the internship.

15. Guidelines for offering a Minor

To promote interdisciplinary knowledge among the students, the students admitted into B.Tech. in a major stream/branch are eligible to obtain a degree in Minor in another stream.

- i) The **Minor program** requires the completion of **12 credits** in Minor stream chosen.
- ii) Two courses for 06 credits related to a Minor are to be pursued compulsorily for the minor degree, but maybe waived for students who have done similar/equivalent courses. If waived for a student, then the student must take an extra elective course in its place. It is recommended that students should complete the compulsory courses (or equivalents) before registering for the electives.
- iii) Electives (minimum of 2 courses) to complete a total of 12 credits.

Note: A total of **04 Open Electives** are offered in the curriculum. A student can complete the requirement for Minor within the 160 credits by opting for the courses offered through various verticals/tracks under Open Electives.

16. Guidelines for offering Honors

The objective of introducing B.Tech. (Hons.) is to facilitate the students to choose additional specialized courses of their choice and build their competence in a specialized area in the UG level. The programme is the best choice for academically excellent students having a good academic record and interest towards higher studies and research.

- i) Honors is introduced in the curriculum of all B. Tech. programs offering a major degree and is applicable to all B. Tech (Regular and Lateral Entry) students admitted in Engineering & Technology.

- ii) A student shall earn an additional **15 credits** for award of B.Tech.(Honors) degree from same branch/department/discipline registered for major degree. This **is in addition to the credits** essential for obtaining the Undergraduate degree in Major Discipline (i.e., **160 credits**).
- iii) A student is permitted to **register for Honors in IV semester after the results of III Semester** are declared and students may be allowed to take maximum two subjects per semester pertaining to the **Honors from V Semester onwards**.
- iv) The Principal of the department shall arrange separate class work and timetable of the courses offered under Honors program.
- v) Courses that are used to fulfil the student's primary major may not be double counted towards the Honors. Courses with content substantially equivalent to courses in the student's primary Major may not be counted towards the Honors.
- vi) Students can complete the courses offered under **Honors either in the college** or in **online platforms** like SWAYAM with a **minimum duration of 12 weeks for a 3-credit course and 8 weeks duration for a 2-credit** course satisfying the criteria for credit mobility. If the courses under Honors are offered in conventional mode, then the teaching and evaluation procedure shall be similar to regular B. Tech courses.
- vii) The attendance for the registered courses under Honors and regular courses offered for Major degree in a semester are to be considered separately.
- viii) A student shall maintain an attendance of 75% in all registered courses under Honors to be eligible for attending semester end examinations.
- ix) A student registered for Honors shall pass in all subjects that constitute the requirement for the Honors degree program. **No class/division** (i.e., second class, first class and distinction, etc.) **shall be awarded for Honors degree programme**.
- x) If a **student drops** or is terminated from the Honors program, the additional credits so far earned cannot be converted into open or core electives; they will remain extra. However, such students will receive a **separate grade sheet mentioning** the additional courses completed by them.

- xi) The Honors will be mentioned in the degree certificate as Bachelor of Technology (Honors) in XYZ. For e.g., B.Tech. (Honors) in Mechanical Engineering

Enrolment into Honors

- i) Students of a Department/Discipline are eligible to opt for Honors program offered by the same Department/Discipline
- ii) The **enrolment** of students into Honors is based on the CGPA obtained in the major degree program. CGPA shall be taken **up to III semester** in case of regular entry students and **only III semester** in case of **lateral entry** students. Students having **7 CGPA without any backlog subjects** will be permitted to register for Honors.
- iii) If a student is detained due to lack of attendance either in Major or in Honors, registration shall be cancelled.
- iv) Transfer of credits from Honors to regular B. Tech degree and vice-versa shall not be permitted.
- v) Honors is to be completed simultaneously with a Major degree program.

Registration for Honors

- i) The eligible and interested students shall apply through the HOD of his/her parent department. The whole process should be completed within one week before the start of every semester. Selected students shall be permitted to register for the courses under Honors.
- ii) The selected students shall submit their willingness to the principal through his/her parent department offering Honors. The parent department shall maintain the record of students pursuing the Honors.
- iii) The students enrolled in the Honors courses will be monitored continuously. An advisor/mentor from the parent department shall be assigned to a group of students to monitor the progress.
- iv) There is no fee for registration of subjects for Honors program offered offline at the respective institutions.

17. Attendance Requirements:

- i) A student shall be eligible to appear for the University external examinations if he/she acquires a minimum of 40% attendance in each subject and 75% of attendance in aggregate of all the subjects. b) Condonation of shortage of attendance in aggregate up to 10% (65% and above and below 75%) in each semester may be granted by the

College Academic Committee.

- ii) Shortage of Attendance below 65% in aggregate shall in NO CASE be condoned.
- iii) Students whose shortage of attendance is not condoned in any semester are not eligible to take their end examination of that class and their registration shall stand cancelled.
- iv) A student will not be promoted to the next semester unless he satisfies the attendance requirements of the present semester. They may seek readmission for that semester from the date of commencement of class work.
- v) If any candidate fulfils the attendance requirement in the present semester, he shall not be eligible for readmission into the same class.
- vi) If the learning is carried out in blended mode (both offline & online), then the total attendance of the student shall be calculated considering the offline and online attendance of the student.
- vii) For induction programme attendance shall be maintained as per AICTE norms.

18. Promotion Rules:

The following academic requirements must be satisfied in addition to the attendance requirements mentioned in section 17.

- i) A student shall be promoted from first year to second year if he/she fulfils the minimum attendance requirement as per university norms.
- ii) A student will be promoted from II to III year if he/she fulfils the academic requirement of securing 40% of the credits (any **decimal** fraction should be **rounded off** to **lower** digit) up to in the subjects that have been studied up to III semester.
- iii) A student shall be promoted from III year to IV year if he/she fulfils the academic requirements of securing 40% of the credits (any **decimal** fraction should be **rounded off** to **lower** digit) in the subjects that have been studied up to V semester.

And in case a student is detained for want of credits for a particular academic year by ii) & iii) above, the student may make up the credits through supplementary examinations and only after securing the required credits he/she shall be permitted to join in the V semester or VII semester respectively as the case may be.

- iv) When a student is detained due to lack of credits/shortage of attendance he/she may be re-admitted when the semester is offered after fulfilment of academic regulations. In such a case, he/she shall be in the academic regulations into which he/she is readmitted.

19. Grading:

As a measure of the student's performance, a 10-point Absolute Grading System using the following Letter Grades and corresponding percentage of marks shall be followed:

After each course is evaluated for 100 marks, the marks obtained in each course will be converted to a corresponding letter grade as given below, depending on the range in which the marks obtained by the student fall.

Structure of Grading of Academic Performance

Range in which the % marks in the subject fall	Grade	Grade points Assigned
90 & above	S (Superior)	10
80 - 89	A (Excellent)	9
70 - 79	B (Very Good)	8
60 - 69	C (Good)	7
50 - 59	D (Average)	6
40 - 49	E (Pass)	5
< 40	F (Fail)	0
Absent	Ab (Absent)	0

- i) A student obtaining Grade 'F' or Grade 'Ab' in a subject shall be considered failed and will be required to reappear for that subject when it is offered the next supplementary examination.
- ii) For non-credit audit courses, "Satisfactory" or "Unsatisfactory" shall be indicated instead of the letter grade and this will not be counted for the computation of SGPA/CGPA/Percentage.

Computation of Semester Grade Point Average (SGPA) and Cumulative Grade Point Average (CGPA):

The Semester Grade Point Average (SGPA) is the ratio of sum of the product of the number of credits with the grade points scored by a student in all the courses taken by a student and the sum of the number of credits of all the courses undergone by a student, i.e.,

$$SGPA = \frac{\sum (C_i \times G_i)}{\sum C_i}$$

where, C_i is the number of credits of the i^{th} subject and G_i is the grade point scored by the student in the i^{th} course.

The Cumulative Grade Point Average (CGPA) will be computed in the same manner considering all the courses undergone by a student over all the semesters of a program, i.e.,

$$\text{CGPA} = \frac{\sum (C_i \times S_i)}{\sum C_i}$$

where “ S_i ” is the SGPA of the i^{th} semester and C_i is the total number of credits up to that semester.

Both SGPA and CGPA shall be rounded off to 2 decimal points and reported in the transcripts.

While computing the SGPA the subjects in which the student is awarded Zero grade points will also be included.

Grade Point: It is a numerical weight allotted to each letter grade on a 10-point scale. Letter Grade: It is an index of the performance of students in a said course. Grades are denoted by the letters S, A, B, C, D and F.

Award of Class:

After a student has satisfied the requirements prescribed for the completion of the program and is eligible for the award of B. Tech. Degree, he/she shall be placed in one of the following four classes:

Class Awarded	CGPA to be secured
First Class with distinction*	≥ 7.75 (Without any supplementary appearance)
First Class	≥ 7.75 (With any supplementary appearance) (or) ≥ 6.75 and < 7.75
Second Class	≥ 5.75 and < 6.75
Pass Class	≥ 5 and < 5.75
Fail	< 5

***Note:** Students who have written supplementary examinations to fulfil the credit requirement will not be awarded First Class with Distinction. For such students the highest degree that is awarded will be First Class Only.

CGPA to Percentage conversion Formula – $(\text{CGPA} - 0.5) \times 10$

20. With-holding of Results

If the candidate has any dues not paid to the university or if any case of indiscipline or malpractice is pending against him/her, the result of the candidate shall be withheld in such cases.

21. Multiple Entry / Exit Option

(a) Exit Policy:

The students can choose to exit the four-year programme at the end of first/second/third year.

- i) **UG Certificate in (Field of study/discipline)** - Programme duration: First year (first two semesters) of the undergraduate programme, 40 credits followed by an additional exit 10-credit bridge course(s) lasting two months, including at least 6- credit job-specific internship/ apprenticeship that would help the candidates acquire job-ready competencies required to enter the workforce.
- ii) **UG Diploma (in Field of study/discipline)** - Programme duration: First two years (first four semesters) of the undergraduate programme, 80 credits followed by an additional exit 10-credit bridge course(s) lasting two months, including at least 6- credit job-specific internship/ apprenticeship that would help the candidates acquire job-ready competencies required to enter the workforce.
- iii) **Bachelor of Science (in Field of study/discipline) i.e., B.Sc. Engineering in (Field of study/discipline)**- Programme duration: First three years (first six semesters) of the undergraduate programme, 120 credits.

(b) Entry Policy:

Modalities on multiple entry by the student into the B.Tech. programme will be provided in due course of time.

Note: The Universities shall resolve any issues that may arise in the implementation of Multiple Entry and Exit policies from time to time and shall review the policies in the light of periodic changes brought by UGC, AICTE and State government.

22. Gap Year Concept:

Gap year concept for Student Entrepreneur in Residence is introduced and outstanding students who wish to pursue entrepreneurship / become entrepreneur are allowed to take a break of one year at any time after II year to pursue full-time entrepreneurship programme/to

establish startups. This period may be extended to two years at the most and these two years would not be counted for the time for the maximum time for graduation. The HoD of the respective department shall forward such proposals submitted by the students to the Principal. An evaluation committee constituted by the Principal shall evaluate the proposal submitted by the student and the committee shall decide whether to permit the student(s) to avail the Gap Year or not.

23. Transitory Regulations

Discontinued, detained, or failed candidates are eligible for readmission as and when the semester is offered after fulfilment of academic regulations. Candidates who have been detained for want of attendance or not fulfilled academic requirements or who have failed after having undergone the course in earlier regulations or have discontinued and wish to continue the course are eligible for admission into the unfinished semester from the date of commencement of class work with the same or equivalent subjects as and when subjects are offered, subject to Section 2 and they will follow the academic regulations into which they are readmitted.

Candidates who are permitted to avail Gap Year shall be eligible for re-joining into the succeeding year of their B. Tech from the date of commencement of class work, subject to Section 2 and they will follow the academic regulations into which they are readmitted.

24. Minimum Instruction Days for a Semester:

The minimum instruction days including exams for each semester shall be 90 days.

25. Medium of Instruction:

The medium of instruction of the entire B. Tech undergraduate programme in Engineering & Technology (including examinations and project reports) will be in English only.

26. Student Transfers:

Student transfers shall be as per the guidelines issued by the Government of Andhra Pradesh and the Universities from time to time.

27. General Instructions:

- a. The academic regulations should be read as a whole for purpose of any interpretation.

- b. Malpractices rules-nature and punishments are appended.
- c. Where the words “he”, “him”, “his”, occur in the regulations, they also include “she”, “her”, “hers”, respectively.
- d. In the case of any doubt or ambiguity in the interpretation of the above rules, the decision of the Vice-Chancellor is final.
- e. The Universities may change or amend the academic regulations or syllabi at any time and the changes or amendments shall be made applicable to all the students on rolls with effect from the dates notified by the Universities.
- f. In the case of any doubt or ambiguity in the interpretation of the guidelines given, the decision of the Vice-Chancellor / Head of the institution is final.

* * * *

**ACADEMIC REGULATIONS (R23)
FOR B.TECH. (LATERAL ENTRY SCHEME)**

(Effective for the students getting admitted into II year through Lateral Entry Scheme from the Academic Year 2024-2025 onwards)

1. Award of the Degree

(a) Award of the B.Tech. Degree / B.Tech. Degree with a Minor if he/she fulfils the following:

- (i) Pursues a course of study for not less than three academic years and not more than six academic years. However, for the students availing Gap year facility this period shall be extended by two years at the most and these two years would in addition to the maximum period permitted for graduation (Six years).
- (ii) Registers for 120 credits and secures all 120 credits.

(b) Award of B.Tech. degree with Honors

A student will be declared eligible for the award of the B.Tech. With Honors if he/she fulfils the following:

- (i) Student secures additional 15 credits fulfilling all the requisites of a B.Tech. Programme i.e., 120 credits.
- (ii) Registering for Honors is optional.
- (iii) Honors is to be completed simultaneously with B.Tech. Programme.

2. Students who fail to fulfil the requirement for the award of the degree within six consecutive academic years from the year of admission shall forfeit their seat.

3. Minimum Academic Requirements

The following academic requirements have to be satisfied in addition to the requirements mentioned in item no.2

- (i) A student shall be deemed to have satisfied the minimum academic requirements and earned the credits allotted to each theory, practical, design, drawing subject or project if he secures not less than 35% of marks in the end examination and a minimum of 40% of marks in the sum total of the mid semester evaluation and end examination taken together.
- (ii) A student shall be promoted from III year to IV year if he/she fulfils the academic requirements of securing 40% of the credits (any decimal fraction should be rounded off to lower digit) in the subjects that have been studied up to V semester.

And in case if student is already detained for want of credits for academic year, the student may make up the credits through supplementary exams of the above exams before the commencement of IV year I semester class work of next year.

4. Course Pattern

- (i) The entire course of study is three academic years on semester pattern.
 - (ii) A student eligible to appear for the end examination in a subject but absent at it or has failed in the end examination may appear for that subject at the next supplementary examination offered.
 - (iii) When a student is detained due to lack of credits/shortage of attendance the student may be re-admitted when the semester is offered after fulfilment of academic regulations, the student shall be in the academic regulations into which he/she is readmitted.
- 5.** All other regulations applicable for B. Tech. Four-year degree course (Regular) will hold good for B. Tech. (Lateral Entry Scheme).

* * * *

MALPRACTICE RULES
DISCIPLINARY ACTION FOR IMPROPER CONDUCT IN EXAMINATIONS

S.No.	Nature of Malpractices/Improper conduct	Punishment
1. (a)	Possesses or keeps accessible in examination hall, any paper, note book, programmable calculators, Cell phones, pager, palm computers or any other form of material concerned with or related to the subject of the examination (theory or practical) in which he is appearing but has not made use of (material shall include any marks on the body of the candidate which can be used as an aid in the subject of the examination)	Expulsion from the examination hall and cancellation of the performance in that subject only.
(b)	Gives assistance or guidance or receives it from any other candidate orally or by any other body language methods or communicates through cell phones with any candidate or persons in or outside the exam hall in respect of any matter.	Expulsion from the examination hall and cancellation of the performance in that subject only of all the candidates involved. In case of an outsider, he will be handed over to the police and a case is registered against him.
2.	Has copied in the examination hall from any paper, book, programmable calculators, palm computers or any other form of material relevant to the subject of the examination (theory or practical) in which the candidate is appearing.	Expulsion from the examination hall and cancellation of the performance in that subject and all other subjects the candidate has already appeared including practical examinations and project work and shall not be permitted to appear for the remaining examinations of the subjects of that Semester/year. The Hall Ticket of the candidate is to be cancelled and sent to the University.
3.	Impersonates any other candidate in connection with the examination.	The candidate who has impersonated shall be expelled from examination hall. The

		<p>candidate is also debarred and forfeits the seat. The performance of the original candidate who has been impersonated, shall be cancelled in all the subjects of the examination (including practical and project work) already appeared and shall not be allowed to appear for examinations of the remaining subjects of that semester/year. The candidate is also debarred for two consecutive semesters from class work and all University examinations. The continuation of the course by the candidate is subject to the academic regulations in connection with forfeiture of seat. If the imposter is an outsider, he will be handed over to the police and a case is registered against him.</p>
4.	<p>Smuggles in the Answer book or additional sheet or takes out or arranges to send out the question paper during the examination or answer book or additional sheet, during or after the examination.</p>	<p>Expulsion from the examination hall and cancellation of performance in that subject and all the other subjects the candidate has already appeared including practical examinations and project work and shall not be permitted for the remaining examinations of the subjects of that semester/year. The candidate is also debarred for two consecutive semesters from class work and all University examinations. The continuation of the course by the candidate is subject to the academic regulations in connection with forfeiture of seat.</p>
5.	<p>Uses objectionable, abusive or</p>	<p>Cancellation of the performance</p>

	offensive language in the answer paper or in letters to the examiners or writes to the examiner requesting him to award pass marks.	in that subject.
6.	Refuses to obey the orders of the Chief Superintendent/Assistant – Superintendent / any officer on duty or misbehaves or creates disturbance of any kind in and around the examination hall or organizes a walk out or instigates others to walk out, or threatens the officer-in charge or any person on duty in or outside the examination hall of any injury to his person or to any of his relations whether by words, either spoken or written or by signs or by visible representation, assaults the officer-in-charge, or any person on duty in or outside the examination hall or any of his relations, or indulges in any other act of misconduct or mischief which result in damage to or destruction of property in the examination hall or any part of the College campus or engages in any other act which in the opinion of the officer on duty amounts to use of unfair means or misconduct or has the tendency to disrupt the orderly conduct of the examination.	In case of students of the college, they shall be expelled from examination halls and cancellation of their performance in that subject and all other subjects the candidate(s) has (have) already appeared and shall not be permitted to appear for the remaining examinations of the subjects of that semester/year. The candidates also are debarred and forfeit their seats. In case of outsiders, they will be handed over to the police and a police case is registered against them.
7.	Leaves the exam hall taking away answer script or intentionally tears of the script or any part thereof inside or outside the examination hall.	Expulsion from the examination hall and cancellation of performance in that subject and all the other subjects the candidate has already appeared including practical examinations and project work and shall not be permitted for the remaining

		examinations of the subjects of that semester/year. The candidate is also debarred for two consecutive semesters from class work and all University examinations. The continuation of the course by the candidate is subject to the academic regulations in connection with forfeiture of seat.
8.	Possess any lethal weapon or firearm in the examination hall.	Expulsion from the examination hall and cancellation of the performance in that subject and all other subjects the candidate has already appeared including practical examinations and project work and shall not be permitted for the remaining examinations of the subjects of that semester/year. The candidate is also debarred and forfeits the seat.
9.	If student of the college, who is not a candidate for the particular examination or any person not connected with the college indulges in any malpractice or improper conduct mentioned in clause 6 to 8.	Student of the college expulsion from the examination hall and cancellation of the performance in that subject and all other subjects the candidate has already appeared including practical examinations and project work and shall not be permitted for the remaining examinations of the subjects of that semester/year. The candidate is also debarred and forfeits the seat. Person(s) who do not belong to the College will be handed over to police and, a police case will be registered against them.
10.	Comes in a drunken condition to the examination hall.	Expulsion from the examination hall and cancellation of the performance in that subject and






		all other subjects the candidate has already appeared including practical examinations and project work and shall not be permitted for the remaining examinations of the subjects of that semester/year.
11.	Copying detected on the basis of internal evidence, such as, during valuation or during special scrutiny.	Cancellation of the performance in that subject and all other subjects the candidate has appeared including practical examinations and project work of that semester / year examinations.
12.	If any malpractice is detected which is not covered in the above clauses 1 to 11 shall be reported to the University for further action to award suitable punishment.	

Ragging

Prohibition of ragging in educational institutions Act 26 of 1997

Salient Features

- ⇒ Ragging within or outside any educational institution is prohibited.
- ⇒ Ragging means doing an act which causes or is likely to cause Insult or Annoyance of Fear or Apprehension or Threat or Intimidation or outrage of modesty or Injury to a student

	Imprisonment upto		Fine Upto
Teasing, Embarrassing and Humiliation	 6 Months	+	Rs. 1,000/-
Assaulting or Using Criminal force or Criminal intimidation	 1 Year	+	Rs. 2,000/-
Wrongfully restraining or confining or causing hurt	 2 Years	+	Rs. 5,000/-
Causing grievous hurt, kidnapping or Abducts or rape or committing unnatural offence	 5 Years	+	Rs. 10,000/-
Causing death or abetting suicide	 10 Months	+	Rs. 50,000/-

In case any emergency call Toll Free No. 1800 425 1288

LET US MAKE VVIT A RAGGING FREE CAMPUS

Ragging



ABSOLUTELY NO TO RAGGING

1. Ragging is prohibited as per Act 26 of A.P. Legislative Assembly, 1997.
2. Ragging entails heavy fines and/or imprisonment.
3. Ragging invokes suspension and dismissal from the College.
4. Outsiders are prohibited from entering the College and Hostel without permission.
5. Girl students must be in their hostel rooms by 7.00 p.m.
6. All the students must carry their Identity Cards and show them when demanded
7. The Principal and the Wardens may visit the Hostels and inspect the rooms any time.

In case any emergency call Toll Free No. 1800 425 1288

LET US MAKE VVIT A RAGGING FREE CAMPUS

* * * *

FIRST YEAR
COURSE STRUCTURE AND SYLLABUS

B.TECH. - COURSE STRUCTURE – R23
(Applicable from the academic year 2023-24 onwards)

INDUCTION PROGRAMME

S.No.	Course Name	Category	L-T-P-C
1	Physical Activities -- Sports, Yoga and Meditation, Plantation	MC	0-0-6-0
2	Career Counseling	MC	2-0-2-0
3	Orientation to all branches career options, tools, etc.	MC	3-0-0-0
4	Orientation on admitted Branch corresponding labs, tools, and platforms	EC	2-0-3-0
5	Proficiency Modules & Productivity Tools	ES	2-1-2-0
6	Assessment on basic aptitude and mathematical skills	MC	2-0-3-0
7	Remedial Training in Foundation Courses	MC	2-1-2-0
8	Human Values & Professional Ethics	MC	3-0-0-0
9	Communication Skills -- focus on Listening, Speaking, Reading, Writing skills	BS	2-1-2-0
10	Concepts of Programming	ES	2-0-2-0

I B. TECH - I SEMESTER

SN	Course Code	Subjects	L/D	T	P	Credits
1	BS&H	Communicative English	2	0	0	2
2	BS&H	Engineering Physics	3	0	0	3
3	BS&H	Linear Algebra & Calculus	3	0	0	3
4	ES	Basic Civil & Mechanical Engineering	3	0	0	3
5	ES	Introduction to Programming	3	0	0	3
6	BS&H	Communicative English Lab	0	0	2	1
7	BS&H	Engineering Physics Lab	0	0	2	1
8	ES	Engineering Workshop	0	0	3	1.5
9	ES	Computer Programming Lab	0	0	3	1.5
10	BS&H	Health and wellness, Yoga, and sports	0	0	1	0.5
11	LS	Life Skills-I	2	0	0	0
Total Credits			19.5			

I B. TECH - II SEMESTER

S. No	Course Code	Subjects	L/D	T	P	Credits
1	BS&H	Chemistry	3	0	0	3
2	BS&H	Differential Equations & Vector Calculus	3	0	0	3
3	ES	Basic Electrical and Electronics Engineering	3	0	0	3
4	ES	Engineering Graphics	1	0	4	3
5	ES	IT Workshop	0	0	2	1
6	PC	Data Structures	3	0	0	3
7	BS&H	Chemistry Lab	0	0	2	1
8	ES	Electrical and Electronics Engineering Workshop	0	0	3	1.5
9	PC	Data Structures Lab	0	0	3	1.5
10	BS & H	NSS/NCC/Scouts & Guides/Community Service	0	0	1	0.5
11	LS	Life Skills-II	2	0	0	0
Total Credits			20.5			

II B. TECH – I SEMESTER

S. No	Course Code	Subjects	L/D	T	P	Credits
1	BS & H	Engineering Mathematics (Branch specific) Discrete Mathematics & Graph Theory	3	0	0	3
2	BS & H	Universal Human Values 2- Understanding Harmony	2	1	0	3
3	ES	Artificial Intelligence	3	0	0	3
4	PC	Advanced Data Structures & Algorithms Analysis	3	0	0	3
5	PC	Object Oriented Programming Through Java	3	0	0	3
6	PC	Advanced Data Structures and Algorithms Lab	0	0	3	1.5
7	PC	Object Oriented Programming Through Java Lab	0	0	3	1.5
8	SEC	Python programming	0	1	2	2
		Total Credits				20.5

II B. TECH – II SEMESTER

S. No	Course Code	Subjects	L/D	T	P	Credits
1	MC- I	Optimization Techniques	2	0	0	2
2	ES/ BS	Probability & Statistics	3	0	0	3
3	PC	Machine Learning	3	0	0	3
4	PC	Database Management Systems	3	0	0	3
5	PC	Digital Logic & Computer Organization	3	0	0	3
6	PC	Machine Learning Lab	0	0	3	1.5
7	PC	Database Management Systems Lab	0	0	3	1.5
8	SEC	Full Stack development -1	0	1	2	2
9	BS & H	Design Thinking & Innovation	1	0	2	2
10	AC	Environmental Science	2	0	0	-
		Total Credits				20.5

I B. TECH	COMMUNICATIVE ENGLISH	L	T	P	C
I SEMESTER		2	0	0	2

Course Objectives

- To facilitate effective listening, speaking, reading, and writing skills among the students.
- To enhance the LSRW skills in their comprehending abilities, oral presentations, reporting useful information and providing knowledge of grammatical structures and vocabulary.
- To help the students to make them effective in speaking and writing skills and to make them industry ready.

Course Outcomes:

On completion of the course, the student will be able to:

1. Understand the context, topic, and pieces of specific information from social or transactional dialogues.
2. Apply grammatical structures to formulate sentences and correct word forms.
3. Analyze discourse markers to speak clearly on a specific topic in informal discussions.
4. Evaluate reading / listening texts and to write summaries based on global comprehension of these texts.
5. Create a coherent paragraph, essay, and resume.

UNIT I

Lesson: HUMAN VALUES: Gift of Magi (Short Story)

Lesson: “How to Fashion Your Own Brand of Success” by Howard Whitman

Listening: Identifying the topic, the context, and specific pieces of information by listening to short audio texts and answering a series of questions.

Speaking: Asking and answering general questions on familiar topics such as home, family, work, studies, and interests; introducing oneself and others.

Reading: Skimming to get the main idea of a text; scanning to look for specific pieces of information.

Writing: Mechanics of Writing-Capitalization, Spellings, Punctuation-Parts of Sentences.

Grammar: Parts of Speech, Basic Sentence Structures-forming questions

Vocabulary: Synonyms, Antonyms, Affixes (Prefixes/Suffixes), Root words.

UNIT II**Lesson: NATURE: The Brook by Alfred Tennyson (Poem)****Lesson: “How to Conquer the Ten Most Common Causes of Failure” by Louis Binstock****Listening:** Answering a series of questions about main ideas and supporting ideas after listening to audio texts.**Speaking:** Discussion in pairs/small groups on specific topics followed by short structured talks.**Reading:** Identifying sequence of ideas; recognizing verbal techniques that help to link the ideas in a paragraph together.**Writing:** Structure of a paragraph - Paragraph writing (specific topics)**Grammar:** Cohesive devices - linkers, use of articles and zero article; prepositions.**Vocabulary:** Homonyms, Homophones, Homographs.**UNIT III****Lesson: BIOGRAPHY: Elon Musk****Lesson: “How to Develop Your Strength to Seize Opportunities” by Maxwell Maltz****Listening:** Listening for global comprehension and summarizing what is listened to.**Speaking:** Discussing specific topics in pairs or small groups and reporting what is discussed**Reading:** Reading a text in detail by making basic inferences - recognizing and interpreting specific context clues; strategies to use text clues for comprehension.**Writing:** Summarizing, Note-making, paraphrasing**Grammar:** Verbs - tenses; subject-verb agreement; Compound words, Collocations**Vocabulary:** Compound words, Collocations**UNIT IV****Lesson: INSPIRATION: The Toys of Peace by Saki****Lesson: “How to Raise Your Self-Esteem and Develop Self-confidence” by James W Newman****Listening:** Making predictions while listening to conversations/transactional dialogues without video; listening with video.**Speaking:** Role plays for practice of conversational English in academic contexts (formal and informal) - asking for and giving

information/directions.

Reading: Studying the use of graphic elements in texts to convey information, reveal trends/patterns/relationships, communicate processes, or display complicated data.

Writing: Letter Writing: Official Letters, Resumes

Grammar: Reporting Verbs, Direct & Indirect Speech, Active & Passive Voice

Vocabulary: Words often Confused, Jargons

UNIT V

Lesson: MOTIVATION: The Power of Intrapersonal Communication (An Essay)

Lesson: “How to Eliminate Your Bad Habits” by Benjamin Franklin

Listening: Identifying key terms, understanding concepts and answering a series of relevant questions that test comprehension.

Speaking: Formal oral presentations on topics from academic contexts

Reading: Reading comprehension.

Writing: Writing structured essays on specific topics.

Grammar: Editing short texts identifying and correcting common errors in grammar and usage (articles, prepositions, tenses, subject verb agreement)

Vocabulary: Technical Jargons

Text Books

1. Pathfinder: Communicative English for Undergraduate Students, 1st Edition, Orient Black Swan 2023 (Units 1, 2 & 3)
2. Empowering with Language by Cengage Publications, 2023 (Units 4 & 5)
3. University of Success: OG Mandino Jaico Impression 2019 (5 Selected Lessons)

Reference Books

1. Dubey, Sham Ji & Co. English for Engineers, Vikas Publishers, 2020.
2. Bailey, Stephen. Academic Writing: A Handbook for International Students. Routledge, 2014.
3. Murphy, Raymond. English Grammar in Use, Fourth Edition, Cambridge University Press, 2019.
4. Lewis, Norman. Word Power Made Easy- The Complete Handbook for Building a Superior Vocabulary. Anchor, 2014.

Web Resources**Grammar**

1. www.bbc.co.uk/learningenglish
2. <https://dictionary.cambridge.org/grammar/british-grammar/>
3. www.eslpod.com/index.html
4. <https://www.learngrammar.net/>
5. <https://english4today.com/english-grammar-online-with-quizzes/>
6. <https://www.talkenglish.com/grammar/grammar.aspx>

Vocabulary

1. <https://www.youtube.com/c/DailyVideoVocabulary/videos>
2. https://www.youtube.com/channel/UC4cmBAit8i_NJZE8qK8sfpA

* * * *

I B.TECH	ENGINEERING PHYSICS	L	T	P	C
I SEMESTER		3	0	0	3

Course Objectives:

- To bridge the gap between the Physics in school at 10+2 level and UG level engineering courses by identifying the importance of the optical phenomenon like interference, diffraction etc, enlightening the periodic arrangement of atoms in crystalline solids and concepts of quantum mechanics, introduce novel concepts of dielectric and magnetic materials, physics of semiconductors.

Course Outcomes:

On completion of the course, the student will be able to:

- Analyze the intensity variation of light due to polarization, interference and diffraction.
- Familiarize with the basics of crystals and their structures.
- Explain fundamentals of quantum mechanics and apply it to one dimensional motion of particles.
- Summarize various types of polarization of dielectrics and classify the magnetic materials.
- Explain the basic concepts of Quantum Mechanics and the band theory of solids.
- Identify the type of semiconductor using Hall effect.

UNIT I

WAVE OPTICS: Interference: Introduction – principle of superposition – interference of light – interference in thin films (Reflection geometry) & applications – colours in thin films – Newton’s Rings, determination of wavelength and refractive index.

Diffraction: Introduction – Fresnel and Fraunhofer diffractions – Fraunhofer diffraction due to single slit, double slit & N-slits (Qualitative) – Diffraction grating - Dispersive power and resolving power of grating (Qualitative)

Polarization: Introduction -Types of polarization -Polarization by reflection, refraction, and Double refraction - Nicol’s Prism -Half wave and Quarter wave plates.

UNIT II

CRYSTALLOGRAPHY AND X-RAY DIFFRACTION-Crystallography: Space lattice, Basis, Unit Cell & lattice parameters Bravais Lattices crystal

systems (3D) coordination number packing fraction of SC, BCC & FCC
Miller indices separation between successive (hkl) planes.

X-ray diffraction: Bragg's law-X-ray Diffractometer-crystal structure determination by Laue's and powder methods

UNIT III

DIELECTRIC AND MAGNETIC MATERIALS - Dielectric Materials:

Introduction – dielectric polarization, dielectric polarizability, susceptibility, dielectric constant, and displacement vector – relation between the electric vectors – types of polarizations: electronic (Quantitative), ionic (Quantitative) and orientation polarizations (Qualitative) – Lorentz internal field – Clausius-Mossotti's equation – complex dielectric constant – frequency dependence of polarization– dielectric loss.

Magnetic Materials: Introduction – magnetic dipole moment – magnetization – magnetic susceptibility and permeability – atomic origin of magnetism – classification of magnetic materials: Dia, para, ferro, anti-ferro & ferrimagnetic materials – domain concept for ferromagnetism & domain walls (Qualitative) – hysteresis – soft and hard magnetic materials.

UNIT IV

QUANTUM MECHANICS AND FREE ELECTRON THEORY-Quantum

Mechanics: Dual nature of matter – Heisenberg's uncertainty principle – significance and properties of wave function – Schrodinger's time independent and dependent wave equations – particle in a one-dimensional infinite potential well.

Free Electron Theory: Classical free electron theory (Qualitative with discussion of merits and demerits) – Quantum free electron theory – electrical conductivity based on quantum free electron theory-Fermi-Dirac distribution –Density of states -Fermi energy.

UNIT V

SEMICONDUCTORS - Semiconductors: Formation of energy bands – classification of crystalline solids – Intrinsic semiconductors: Density of charge carriers – electrical conductivity – Fermi level – Extrinsic semiconductors: Density of charge carriers – dependence of Fermi energy on carrier concentration and temperature – drift and diffusion currents – Einstein's equation – Hall effect and its applications.

Text Books

1. "Applied Physics" by T. Vijaya Krishna, T. Madhu Mohan, B. K. Pandey, Manoj K. Harbola, S. Chaturvedi - Cengage, 2020.

2. "A Text book of Engineering Physics" by M.N. Avadhanulu, P.G.Kshirsagar & TVS Arun Murthy, S. Chand Publications, 11th Edition 2019.
3. Engineering Physics -D. K. Bhattacharya and Poonam Tandon, Oxford press (2015)

Reference Books

1. Engineering Physics –Shatendra Sharma, Jyotsna Sharma, Pears on Education, 2018.
2. Engineering Physics”-Sanjay D.Jain, D.Sahasrabudhe and Girish, University Press.2010
3. Engineering Physics -M. R. Srinivasan, New Age international publishers (2009).
4. Fundamentals of Physics- Halliday, Resnick and Walker, Wiley (2006).
5. Physics for Scientists & Engineers, Serway and Jewett, Cengage (2019).

Web Resources:

1. <https://www.loc.gov/rr/scitech/selected-internet/physics.html>

* * * *

I B.TECH	LINEAR ALGEBRA AND CALCULUS (ALL BRANCHES)	L	T	P	C
I/II SEMESTER		3	0	0	3

Course Objectives

- To equip the students with standard concepts and tools at an intermediate to advanced level mathematics to develop the confidence and ability among the students to handle various real-world problems and their applications.

Course Outcomes:

On completion of the course, the student will be able to:

- Develop and use of matrix algebra techniques that are needed by engineers for practical applications. (L6)
- Determine the eigenvalues and eigenvectors of a matrix or a linear transformation and using them to diagonalize a matrix. (L5)
- Utilize mean value theorems to real life problems. (L3)
- Familiarize with functions of several variables which is useful in optimization. (L3)
- Familiarize with double and triple integrals of functions of several variables in two dimensions using Cartesian and polar coordinates and in three dimensions using cylindrical and spherical coordinates. (L3)

UNIT I

MATRICES: Rank of a matrix by Echelon form and normal form - Cauchy-Binet formulae (without proof) - Inverse of non-singular matrices by Gauss-Jordan method - System of linear equations: Solving system of homogeneous and non-homogeneous equations - Gauss elimination method, Jacobi and Gauss-Seidel iteration methods.

UNIT II

EIGENVALUES, EIGENVECTORS & ORTHOGONAL TRANSFORMATION: Eigenvalues, Eigenvectors, and their properties - Diagonalization of a matrix - Cayley-Hamilton theorem (without proof), finding inverse and power of a matrix by Cayley-Hamilton theorem - Quadratic form and nature of a quadratic form - Reduction of quadratic form to canonical form by orthogonal transformation.

UNIT III

CALCULUS: Mean Value Theorems (without proofs): Rolle's theorem, Lagrange's mean value theorem with their geometrical interpretation -

Cauchy's mean value theorem - Taylor's and Maclaurin's theorems with remainders - Problems and applications on the above theorems.

UNIT IV

PARTIAL DIFFERENTIATION AND APPLICATIONS (MULTI VARIABLE CALCULUS): Functions of several variables: Continuity and Differentiability - Partial derivatives - Total derivatives - Chain rule - Taylor's and Maclaurin's series expansion of functions of two variables - Jacobians - Functional dependence - Maxima and minima of functions of two variables - Method of Lagrange's multipliers.

UNIT V

MULTIPLE INTEGRALS (MULTI VARIABLE CALCULUS): Double integrals - Triple integrals - Change of order of integration - Change of variables to polar, cylindrical and spherical coordinates - Finding areas (by double integrals) and volumes (by double integrals and triple integrals).

Textbooks

1. Higher Engineering Mathematics, B. S. Grewal, Khanna Publishers, 2017, 44th Edition.
2. Advanced Engineering Mathematics, Erwin Kreyszig, John Wiley & Sons, 2018, 10th Edition.

Reference Books

1. Thomas Calculus, George B. Thomas, Maurice D. Weir and Joel Hass, Pearson Publishers, 2018, 14th Edition.
2. Advanced Engineering Mathematics, R. K. Jain and S. R. K. Iyengar, Alpha Science International Ltd., 2021 5th Edition (9th reprint).
3. Advanced Modern Engineering Mathematics, Glyn James, Pearson publishers, 2018, 5th Edition.
4. Advanced Engineering Mathematics, Micheael Greenberg, Pearson publishers, 9th edition. Higher Engineering Mathematics, H. K. Das, Er. Rajnish Verma, S. Chand Publications, 2014, Third Edition (Reprint 2021).

I B.TECH	BASIC CIVIL AND MECHANICAL ENGINEERING	L	T	P	C
I SEMESTER		3	1	0	3

BASIC CIVIL ENGINEERING

Course Objectives:

- Get familiarized with the scope and importance of Civil Engineering sub-divisions and introduction to basic civil engineering materials and construction techniques.
- Introduce the preliminary concepts of surveying.
- Acquire preliminary knowledge on Transportation and its importance in nation's economy.
- Get familiarized with the importance of quality, conveyance, and storage of water.

Course Outcomes:

On completion of the course, the student will be able to:

1. Understand various sub-divisions of Civil Engineering and to appreciate their role in ensuring better society and understand the basic characteristics of Civil Engineering Materials and attain knowledge on prefabricated technology.
2. Know the concepts of surveying and to understand the measurement of distances, angles, and levels through surveying.
3. Realize the importance of Transportation in nation's economy and the engineering measures related to Transportation and importance of Water Storage and Conveyance Structures so that the social responsibilities of water conservation will be appreciated.

UNIT I

BASICS OF CIVIL ENGINEERING: Role of Civil Engineers in Society- Various Disciplines of Civil Engineering- Structural Engineering- Geo-Technical Engineering- Transportation Engineering - Hydraulics and Water Resources Engineering - Environmental Engineering- Scope of each discipline - Building Construction and Planning- Construction Materials- Cement - Aggregate - Bricks- Cement concrete- Steel. Introduction to Prefabricated construction Techniques.

UNIT II

SURVEYING: Objectives of Surveying- Horizontal Measurements- Angular Measurements-Introduction to Bearings Levelling instruments used for levelling -Simple problems on levelling and bearings - Contour mapping.

UNIT IIIA

TRANSPORTATION ENGINEERING: Importance of Transportation in Nation's economic development- Types of Highway Pavements- Flexible Pavements and Rigid Pavements - Simple Differences. Basics of Harbor, Tunnel, Airport, and Railway Engineering.

Water Resources and Environmental Engineering: Introduction, Sources of water- Quality of water- Specifications- Introduction to Hydrology- Rainwater Harvesting-Water Storage and Conveyance Structures (Simple introduction to Dams and Reservoirs).

Text Books

1. M. S. Palanichamy, Basic Civil Engineering, McGraw Hill Education, 4th edition, 2017
2. S. S. Bhavikatti, Basic Civil Engineering, New Age International, 2010
3. Srikrishna A. Dhale and Kiran M. Tajne, Basics of Civil Engineering, 2014.

Reference Books:

1. G. Shanmugam and M. S. Palanichamy, Basic Civil and Mechanical Engineering, McGraw Hill Education, 2018.
2. S. Gopi, Basic Civil Engineering, Pearson, 2018
3. Introduction to Civil Engineering, Course Material, IIT Madras.

BASIC MECHANICAL ENGINEERING**Course objectives:**

- Get familiarized with the scope and importance of Mechanical Engineering in different sectors and industries.
- Explain different engineering materials and different manufacturing processes.
- Provide an overview of different thermal and mechanical transmission systems and introduce basics of robotics and its applications.

Course Outcomes:

On completion of the course, the student will be able to:

3. Understand the different manufacturing processes **{Understand level, KL2}**
4. Demonstrate the working of different mechanical power transmission systems and Basics of robotics. **{Understand level, KL2}**
5. Understand the working principles of Various power plants **{Understand level, KL2}**

UNIT IIIB

INTRODUCTION TO MECHANICAL ENGINEERING: Role of Mechanical Engineering in Industries and Society- Technologies in different sectors such as Energy, Manufacturing, Automotive, Aerospace, and Marine sectors.

ENGINEERING MATERIALS: Classification of Engineering materials & Their applications: Metals-Ferrous and Non-ferrous, Ceramics, Composites, Smart materials. Definition of Strength, Hardness, Ductility and Toughness

UNIT IV

MANUFACTURING PROCESSES: Principles of Casting, Forming, joining processes, Machining, Introduction to CNC machines, 3D printing, and Smart manufacturing.

MECHANICAL POWER TRANSMISSION: Belt Drives, Chain, Rope drives, Gear Drives and their applications.

INTRODUCTION TO ROBOTICS: Joints & links, configurations, and applications of robotics

UNIT V

POWER PLANTS: working principle of Steam, Diesel, Hydro, Nuclear power plants.

THERMAL ENGINEERING: working principle of Boilers (Cochran boiler, Babcock and Wilcox boiler, La Mont boiler), Refrigeration cycle (Ideal Vapour Compression refrigeration cycle) and air-conditioning system (Summer air-conditioning system), IC engines, Otto cycle, Diesel cycle, 2-Stroke and 4-Stroke engines, SI/CI Engines, Components of Electric and Hybrid Vehicles

(Note: The subject covers only the basic principles of Civil and Mechanical Engineering systems. The evaluation shall be intended to test only the fundamentals of the subject)

Textbooks

1. Internal Combustion Engines by V.Ganesan, By Tata McGraw Hill publications (India) Pvt. Ltd.
2. A Tear book of Theory of Machines by S.S. Rattan, Tata McGraw Hill Publications, (India) Pvt. Ltd.
3. An introduction to Mechanical Engg by Jonathan Wicker and Kemper Lewis, Cengage learning India Pvt. Ltd.

Reference Books:

1. Appuu Kuttan KK, Robotics, I.K. International Publishing House Pvt. Ltd. Volume-I
2. 3D printing & Additive Manufacturing Technology- L. Jyothish Kumar, Pulak M Pandey, Springer publications
3. Thermal Engineering by Mahesh M Rathore Tata McGraw Hill publications (India) Pvt. Ltd.
4. G. Shanmugam and M.S.Palanisamy, Basic Civil and the Mechanical Engineering, Tata McGraw Hill publications (India) Pvt. Ltd.

* * * *

I B.TECH	INTRODUCTION TO PROGRAMMING (COMMON TO ALL BRANCHES)	L	T	P	C
I SEMESTER		3	0	0	3

Course Objectives:

- To introduce students to the fundamentals of computer programming.
- To provide hands-on experience with coding and debugging.
- To foster logical thinking and problem-solving skills using programming.
- To familiarize students with programming concepts such as data types, control structures, functions, and arrays.
- To encourage collaborative learning and teamwork in coding projects.

Course Outcomes:

On completion of the course, the student will be able to:

1. Understand basics of computers, the concept of algorithm and algorithmic thinking.
2. Analyze a problem and develop an algorithm to solve it.
3. Implement various algorithms using the C programming language.
4. Understand more advanced features of C language.
5. Develop problem-solving skills and the ability to debug and optimize the code.

UNIT I**INTRODUCTION TO PROGRAMMING AND PROBLEM SOLVING -**

Introduction: History of Computers, Basic organization of a computer: ALU, input-output units, memory.

Problem solving techniques: Algorithmic approach, characteristics of algorithm, Algorithms, flowcharts (Using Dia Tool).

Introduction to Programming: Languages & types, Basics of a Computer Program- basic structure of a C program, C Tokens – Literals, Primitive Data Types, Keywords, operators, Variables, and Constants, Basic Input and Output, Operations, Type Conversion, and Casting.

UNIT II

CONTROL STRUCTURES - Decision making: Simple sequential programs Conditional Statements (if, if-else, switch),

Iterative Statements: Loop - for, while, do-while, unconditional branching - break and continue.

UNIT III

ARRAYS AND STRINGS - Arrays: indexing, memory model, programs with array of integers, two dimensional arrays

Strings: Introduction to Strings.

UNIT IV

POINTERS & USER DEFINED DATA TYPES - Pointers: dereferencing and address operators, pointer and address arithmetic, array manipulation using pointers, Dynamic memory management.

User-defined data types: Structures and Unions.

UNIT V

FUNCTIONS & FILE HANDLING - Functions: Introduction to Functions, Function Declaration and Definition, Function call Return Types and Arguments, modifying parameters inside functions using pointers, arrays as parameters. Scope and Lifetime of Variables,

File Handling: Basics of File Handling

Textbooks:

1. "The C Programming Language", Brian W. Kernighan and Dennis M. Ritchie, Prentice-Hall, 1988
2. Schaum's Outline of Programming with C, Byron S Gottfried, McGraw-Hill Education, 1996

Reference Books:

1. Computing fundamentals and C Programming, Balagurusamy, E., McGraw-Hill Education, 2008.
2. Programming in C, Rema Theraja, Oxford, 2016, 2nd edition
3. C Programming, A Problem Solving Approach, Forouzan, Gilberg, Prasad, CENGAGE, 3rd edition

* * * *

I B.TECH	COMPUTER PROGRAMMING LAB (COMMON TO ALL BRANCHES)	L	T	P	C
I SEMESTER		0	0	3	1.5

Course Objectives

- The course aims to give students hands – on experience and train them on the concepts of the C- programming language.

Course Outcomes:

On completion of the course, the student will be able to:

1. Read, understand, and trace the execution of programs written in C language.
2. Select the right control structure for solving the problem.
3. Develop C programs which utilize memory efficiently using programming constructs like pointers.
4. Develop, Debug and Execute programs to demonstrate the applications of arrays, functions, basic concepts of pointers in C.

WEEK 1 Objective: Getting familiar with the programming environment on the computer and writing the first program.

Suggested Experiments/Activities:

Tutorial 1: Problem-solving using Computers.

Lab1: Familiarization with programming environment

- i) Basic Linux environment and its editors like Vi, Vim & Emacs etc.
- ii) Exposure to Turbo C, gcc
- iii) Writing simple programs using printf(), scanf()

WEEK 2 Objective: Getting familiar with how to formally describe a solution to a problem in a series of finite steps both using textual notation and graphic notation.

Suggested Experiments /Activities:

Tutorial 2: Problem-solving using Algorithms and Flow charts.

Lab 1: Converting algorithms/flow charts into C Source code.

Developing the algorithms/flowcharts for the following sample programs

- i) Sum and average of 3 numbers
- ii) Conversion of Fahrenheit to Celsius and vice versa
- iii) Simple interest calculation

WEEK 3 Objective: Learn how to define variables with the desired data-type, initialize them with appropriate values and how arithmetic operators can be used with variables and constants.

Suggested Experiments/Activities:

Tutorial 3: Variable types and type conversions:

Lab 3: Simple computational problems using arithmetic expressions.

- i) Finding the square root of a given number
- ii) Finding compound interest
- iii) Area of a triangle using heron's formulae
- iv) Distance travelled by an object

WEEK 4 Objective: Explore the full scope of expressions, type-compatibility of variables & constants and operators used in the expression and how operator precedence works.

Suggested Experiments/Activities:

Tutorial4: Operators and the precedence and as associativity:

Lab4: Simple computational problems using the operator' precedence and associativity

- i) Evaluate the following expressions.
 - a. $A+B*C+(D*E) + F*G$
 - b. $A/B*C-B+A*D/3$
 - c. $A+++B---A$
 - d. $J= (i++) + (++i)$
- ii) Find the maximum of three numbers using conditional operator
- iii) Take marks of 5 subjects in integers, and find the total, average in float

WEEK 5 Objective: Explore the full scope of different variants of “if construct” namely if-else, null-else, if-else if*-else, switch and nested-if including in what scenario each one of them can be used and how to use them. Explore all relational and logical operators while writing conditionals for “if construct”.

Suggested Experiments/Activities:

Tutorial 5: Branching and logical expressions:

Lab 5: Problems involving if-then-else structures.

- i) Write a C program to find the max and min of four numbers using if-else.
- ii) Write a C program to generate electricity bill.
- iii) Find the roots of the quadratic equation.
- iv) Write a C program to simulate a calculator using switch case.
- v) Write a C program to find the given year is a leap year or not.

WEEK 6 Objective: Explore the full scope of iterative constructs namely while loop, do-while loop and for loop in addition to structured jump constructs like break and continue including when each of these statements is more appropriate to use.

Suggested Experiments/Activities:

Tutorial 6: Loops, while and for loops

Lab 6: Iterative problems e.g., the sum of series

- i) Find the factorial of given number using any loop.
- ii) Find the given number is a prime or not.
- iii) Compute sine and cos series
- iv) Checking a number palindrome
- v) Construct a pyramid of numbers

WEEK 7 Objective: Explore the full scope of Arrays construct namely defining and initializing 1-D and 2-D and more generically n-D arrays and referencing individual array elements from the defined array. Using integer 1-D arrays, explore search solution linear search.

Suggested Experiments/Activities:

Tutorial 7: 1 D Arrays: searching.

Lab 7: 1D Array manipulation, linear search

- i) Find the min and max of a 1-D integer array.
- ii) Perform linear search on 1D array.
- iii) The reverse of a 1D integer array
- iv) Find 2's complement of the given binary number.
- v) Eliminate duplicate elements in an array.

WEEK 8 Objective: Explore the difference between other arrays and character arrays that can be used as Strings by using null character and get comfortable with string by doing experiments that will reverse a string and concatenate two strings. Explore sorting solution bubble sort using integer arrays.

Suggested Experiments/Activities:

Tutorial 8: 2 D arrays, sorting and Strings.

Lab 8: Matrix problems, String operations, Bubble sort

- i) Addition of two matrices
- ii) Multiplication two matrices
- iii) Sort array elements using bubble sort
- iv) Concatenate two strings without built-in functions
- v) Reverse a string using built-in and without built-in string functions

WEEK 9 Objective: Explore pointers to manage a dynamic array of integers, including memory allocation & value initialization, resizing changing and reordering the contents of an array and memory de-allocation using malloc (), calloc (), realloc () and free () functions. Gain experience processing command-line arguments received by C

Suggested Experiments/Activities:

Tutorial 9: Pointers, structures and dynamic memory allocation

Lab 9: Pointers and structures, memory dereference.

- i) Write a C program to find the sum of a 1D array using malloc()

- ii) Write a C program to find the total, average of n students using structures
- iii) Enter n students data using calloc() and display failed students list
- iv) Read student name and marks from the command line and display the student details along with the total.
- v) Write a C program to implement realloc()

WEEK 10 Objective: Experiment with C Structures, Unions, bit fields and self-referential structures (Singly linked lists) and nested structures

Suggested Experiments/Activities:

Tutorial 10: Bitfields, Self-Referential Structures, Linked lists

Lab10: Bitfields, linked lists

Read and print a date using dd/mm/yyyy format using bit-fields and differentiate the same without using bit- fields

- i) Create and display a singly linked list using self-referential structure.
- ii) Demonstrate the differences between structures and unions using a C program.
- iii) Write a C program to shift/rotate using bitfields.
- iv) Write a C program to copy one structure variable to another structure of the same type

WEEK 11 Objective: Explore the Functions, sub-routines, scope and extent of variables, doing some experiments by parameter passing using call by value. Basic methods of numerical integration

Suggested Experiments/Activities:

Tutorial 11: Functions, call by value, scope and extent,

Lab 11: Simple functions using call by value, solving differential equations using Eulers theorem.

- i) Write a C function to calculate NCR value.
- ii) Write a C function to find the length of a string.
- iii) Write a C function to transpose of a matrix.
- iv) Write a C function to demonstrate numerical integration of differential equations using Euler's method

WEEK 12 Objective: Explore how recursive solutions can be programmed by writing recursive functions that can be invoked from the main by programming at-least five distinct problems that have naturally recursive solutions.

Suggested Experiments/Activities:

Tutorial 12: Recursion, the structure of recursive calls

Lab 12: Recursive functions

- i) Write a recursive function to generate Fibonacci series.
- ii) Write a recursive function to find the lcm of two numbers.

- iii) Write a recursive function to find the factorial of a number.
- iv) Write a C Program to implement Ackermann function using recursion.
- v) Write a recursive function to find the sum of series.

WEEK 13 Objective: Explore the basic difference between normal and pointer variables, Arithmetic operations using pointers and passing variables to functions using pointers

Suggested Experiments/Activities:

Tutorial 13: Call by reference, dangling pointers

Lab 13: Simple functions using Call by reference, Dangling pointers.

- i) Write a C program to swap two numbers using call by reference.
- ii) Demonstrate Dangling pointer problem using a C program.
- iii) Write a C program to copy one string into another using pointer.
- iv) Write a C program to find no of lowercase, uppercase, digits and other characters using pointers

WEEK14 Objective: To understand data files and file handling with various file I/O functions. Explore the differences between text and binary files.

Suggested Experiments/Activities:

Tutorial 14: File handling

Lab 14: File operations

- i) Write a C program to write and read text into a file.
- ii) Write a C program to write and read text into a binary file using fread() and fwrite()
- iii) Copy the contents of one file to another file.
- iv) Write a C program to merge two files into the third file using command-line arguments.
- v) Find no. of lines, words and characters in a file
- vi) Write a C program to print last n characters of a given file.

Textbooks:

1. Ajay Mittal, Programming in C: A practical approach, Pearson.
2. Byron Gottfried, Schaum's Outline of Programming with C, McGraw Hill

Reference Books:

1. Brian W. Kernighan and Dennis M. Ritchie, The C Programming Language, Prentice- Hall of India
2. C Programming, A Problem-Solving Approach, Forouzan, Gilberg, Prasad, CENGAGE

I B. TECH	COMMUNICATIVE ENGLISH LAB	L	T	P	C
I SEMESTER		0	0	2	1

Course Objectives:

- To expose the students to a variety of self-instructional, learner friendly modes of language learning.
- To train the students in basic communication skills and also make them ready to face job interviews.

Course Outcomes:

On completion of the course, the student will be able to:

1. Understand the different aspects of the English language proficiency with emphasis on LSRW skills.
2. Apply communication skills through various language learning activities.
3. Analyze the English speech sounds, stress, rhythm, intonation and syllable division for better listening and speaking comprehension.
4. Evaluate and exhibit professionalism in participating in debates and group discussions.
5. Create effective career objectives.

List of Topics:

1. Vowels & Consonants
2. Neutralization/Accent Rules
3. Communication Skills & JAM
4. Role Play or Conversational Practice
5. E-mail Writing
6. Resume Writing, Cover Letter, SOP
7. Group Discussions-Methods & Practice
8. Debates - Methods & Practice
9. PPT Presentations/ Poster Presentation
10. Interview Skills

Suggested Software

- Walden Infotech
- Young India Films

Reference Books:

1. Raman Meenakshi, Sangeeta-Sharma. *Technical Communication*. Oxford Press. 2018.
2. Taylor Grant: *English Conversation Practice*, Tata McGraw-Hill

- Education India, 2016.
3. Hewing's, Martin. *Cambridge Academic English (B2)*. CUP, 2012.
 4. J. Sethi & P.V. Dhamija. *A Course in Phonetics and Spoken English*, (2nd Ed), Kindle, 2013

Spoken English:

1. www.esl-lab.com
2. www.englishmedialab.com
3. www.englishinteractive.net
4. <https://www.britishcouncil.in/english/online>
5. <http://www.letstalkpodcast.com/>
6. https://www.youtube.com/c/mmmEnglish_Emma/featured
7. <https://www.youtube.com/c/ArnelsEverydayEnglish/featured>
8. <https://www.youtube.com/c/engvidAdam/featured>
9. <https://www.youtube.com/c/EnglishClass101/featured>
10. <https://www.youtube.com/c/SpeakEnglishWithTiffani/playlists>
11. https://www.youtube.com/channel/UCV1h_cBE0Drdx19qkTM0WNw

Voice & Accent:

1. <https://www.youtube.com/user/letstalkaccent/videos>
1. <https://www.youtube.com/c/EngLanguageClub/featured>
2. https://www.youtube.com/channel/UC_OskgZBoS4dAnVUgJVexc
3. https://www.youtube.com/channel/UCNfm92h83W2i2ijc5Xwp_IA

* * * *

I B.TECH	ENGINEERING PHYSICS LAB	L	T	P	C
I SEMESTER		0	0	2	1

Course Objectives:

- To study the concepts of optical phenomenon like interference, diffraction etc., recognize the importance of energy gap in the study of conductivity and Hall effect in semiconductors and study the parameters and applications of dielectric and magnetic materials by conducting experiments.

Course Outcomes:

On completion of the course, the student will be able to:

1. Operate optical instruments like travelling microscope and spectrometer.
2. Estimate the wavelengths of different colours using diffraction grating.
3. Plot the intensity of the magnetic field of circular coil carrying current with distance.
4. Evaluate dielectric constant and magnetic susceptibility for dielectric and magnetic materials respectively.
5. Calculate the band gap of a given semiconductor.
6. Identify the type of semiconductor using Hall Effect.

List of Experiments:

1. Determination of radius of curvature of a given Plano-convex lens by Newton's rings.
2. Determination of wavelengths of different spectral lines in mercury spectrum using diffraction grating in normal incidence configuration.
3. Verification of Brewster's law
4. Determination of dielectric constant using charging and discharging method.
5. Study the variation of B versus H by magnetizing the magnetic material (B-H curve).
6. Determination of wavelength of Laser light using diffraction grating.
7. Estimation of Planck's constant using photo electric effect.
8. Determination of the resistivity of semiconductors by four probe methods.
9. Determination of energy gap of a semiconductor using p-n junction diode.
10. Magnetic field along the axis of a current carrying circular coil by Stewart Gee's Method.

11. Determination of Hall voltage and Hall coefficient of a given semiconductor using Hall effect.
12. Determination of temperature coefficients of a thermistor.
13. Determination of acceleration due to gravity and radius of Gyration by using a compound pendulum.
14. Determination of magnetic susceptibility by Kundt's tube method.
15. Determination of rigidity modulus of the material of the given wire using Torsional pendulum.
16. Sonometer: Verification of laws of stretched string.
17. Determination of young's modulus for the given material of wooden scale by non-uniform bending (or double cantilever) method.
18. Determination of Frequency of electrically maintained tuning fork by Melde's experiment.

Note: Any TEN of the listed experiments are to be conducted. Out of which any TWO experiments may be conducted in virtual mode.

References

1. A Textbook of Practical Physics-S. Balasubramanian, M. N. Srinivasan, S. Chand Publishers, 2017.

Web Resources:

1. www.vlab.co.in
2. <https://phet.colorado.edu/en/simulations/filter?subjects=physics&type=html,prototype>

* * * *

I B.TECH	ENGINEERING WORKSHOP	L	T	P	C
I SEMESTER		0	0	3	1.5

Course objectives:

- To familiarize students with wood working, sheet metal operations, fitting and electrical house wiring skills

Course Outcomes:

On completion of the course, the student will be able to:

1. Identify workshop tools and their operational capabilities (KL1)
2. Practice on manufacturing of components using workshop trades including fitting, carpentry, foundry, and welding (KL2)
3. Apply fitting operations in various applications (KL3)
4. Apply basic electrical engineering knowledge for House Wiring Practice (KL3)

List of Experiments: (Student has to complete Two experiments in each Trade)

1. **Demonstration:** Safety practices and precautions to be observed in workshop.
2. **Wood Working:** Familiarity with different types of woods and tools used in woodworking and make following joints.
 - a) Half – Lap joint
 - b) Mortise and Tenon joint
 - c) Corner Dovetail joint or Bridlejoint
3. **Sheet Metal Working:** Familiarity with different types of tools used in sheet metal working, Developments of following sheet metal job from GI sheets.
 - a) Tapered tray
 - b) Conical funnel
 - c) Elbow pipe
 - d) Brazing
4. **Fitting:** Familiarity with different types of tools used in fitting and do the following fitting exercises.
 - a) V-fit
 - b) Dovetail fit.
 - c) Semi-circular fit
 - d) Bicycle tire puncture and change of two-wheeler tyre
5. **Electrical Wiring:** Familiarity with different types of basic electrical circuits and make the following connections.
 - a) Parallel and series
 - b) Two-way switch

- c) Godown lighting
 - d) Tube light
 - e) Threephase motor
 - f) Soldering of wires
6. **Foundry Trade:** Demonstration and practice on Moulding tools and processes, Preparation of Green Sand Moulds for given Patterns.
 7. **Welding Shop:** Demonstration and practice on Arc Welding and Gas welding. Preparation of Lap joint and Butt joint.
 8. **Plumbing:** Demonstration and practice of Plumbing tools, Preparation of Pipe joints with coupling for same diameter and with reducer for different diameters.

Textbooks:

1. Basic Workshop Technology: Manufacturing Process, Felix W.; Independently Published, 2019. Workshop Processes, Practices and Materials; Bruce J. Black, Routledge publishers, 5th Edn. 2015.
2. A Course in Workshop Technology Vol I. & II, B.S. Raghuwanshi, Dhanpath Rai & Co., 2015 & 2017.

Reference Books:

1. Elements of Workshop Technology, Vol. I by S. K. Hajra Choudhury & Others, Media Promoters and Publishers, Mumbai. 2007, 14th edition
2. Workshop Practice by H. S. Bawa, Tata-McGraw Hill, 2004.
3. Wiring Estimating, Costing and Contracting; Soni P.M. & Upadhyay P.A.; Atul Prakashan, 2021-22

* * * *

I B.TECH	HEALTH AND WELLNESS, YOGA AND SPORTS	L	T	P	C
I SEMESTER		0	0	1	0.5

Course Objectives

- The main objective of introducing this course is to make the students maintain their mental and physical wellness by balancing emotions in their life. It mainly enhances the essential traits required for the development of the personality.

Course Outcomes:

On completion of the course, the student will be able to:

1. Understand the importance of yoga and sports for Physical fitness and sound health.
2. Demonstrate an understanding of health-related fitness components.
3. Compare and contrast various activities that help enhance their health.
4. Assess current personal fitness levels.
5. Develop Positive Personality

UNIT I

Concept of health and fitness, Nutrition and Balanced diet, basic concept of immunity Relationship between diet and fitness, Globalization and its impact on health, Body Mass Index(BMI) of all age groups.

Activities:

- i) Organizing health awareness programmes in community
- ii) Preparation of health profile
- iii) Preparation of chart for balance diet for all age groups

UNIT II

Concept of yoga, need for and importance of yoga, origin and history of yoga in Indian context, classification of yoga, Physiological effects of Asanas-Pranayama and meditation, stress management and yoga, Mental health and yoga practice.

Activities:

Yoga practices – Asana, Kriya, Mudra, Bandha, Dhyana, Surya Namaskar

UNIT III

Concept of Sports and fitness, importance, fitness components, history of sports, Ancient and Modern Olympics, Asian games and Commonwealth games.

Activities:

- i) Participation in one major game and one individual sport viz., Athletics, Volleyball, Basketball, Handball, Football, Badminton, Kabaddi, Kho-kho, Table tennis, Cricket etc.
Practicing general and specific warm up, aerobics
- ii) Practicing cardiorespiratory fitness, treadmill, run test, 9 min walk, skipping and running.

Reference Books:

1. Gordon Edlin, Eric Golanty. Health and Wellness, 14th Edn. Jones & Bartlett Learning, 2022
2. T. K. V. Desikachar. The Heart of Yoga: Developing a Personal Practice
3. Archie J. Bahm. Yoga Sutras of Patanjali, Jain Publishing Company, 1993
4. Wiseman, John Lofty, SAS Survival Handbook: The Ultimate Guide to Surviving Anywhere Third Edition, William Morrow Paperbacks, 2014
5. The Sports Rules Book/ Human Kinetics with Thomas Hanlon. -- 3rd ed. Human Kinetics, Inc. 2014

General Guidelines:

1. Institutes must assign slots in the Timetable for the activities of Health/Sports/Yoga.
2. Institutes must provide field/facility and offer the minimum of five choices of as many as Games/Sports.
3. Institutes are required to provide sports instructor / yoga teacher to mentor the students.

* * * * *

I B.TECH	LIFE SKILLS-I	L	T	P	C
I SEMESTER		2	0	0	0

Course Outcomes:

On completion of the course, the student will be able to:

1. To convert difficult data into equations and find solution by various methods and means using Algebra.
2. Application of Number system usage in daily life.
3. Enhance the logical abilities on various series and analogies (number, letter and verbal).
4. Implementing logical classification, coding and decoding (number, letter and verbal).
5. Understand importance of effective communication ski, usage of contextual vocabulary
6. Understand the importance of grammar for effective communication.

The Life Skills course is divided into three components – Part-A. Quantitative Ability, Part-B. Reasoning Ability and Part-C. Verbal Ability.

Part-A: Quantitative Ability: Almost all competitive examinations test the candidate for quantitative aptitude, especially recruitment test, public service examinations management courses, where they evaluate the student's thinking prowess and analytical skills. Critical analysis of problems asked in examination reveal that they are designed to correlate multiple topics and the test taker is expected to identify those link points and come out with an out-of-box unique solution. The purpose of the test is to assess arithmetic abilities, logic, analysis, problem solving and decision-making skills.

Part-B: Reasoning Ability: Reasoning ability is the ability to draw connections between factors, and the ability to synthesize a message from a body of information. Reasoning ability of the aspirants for jobs or courses is tested by means of a verbal reasoning test non-verbal reasoning. Thus, reasoning is a highly specialized thinking which helps an individual to explore mentally the cause & effect relationship of an event or solution of a problem by adopting some well-organized systematic steps based on previous experience combined with present observation. Most of the recruitment tests consist of questions to assess the reasoning ability of the students.

Part-C: Verbal Ability: The dramatic changes in global economies have been matched with the transformation in technology and these have an impact on education as well the workplace. Life skills provide students with

important skills such as independent thinking, social skills, situational awareness, and communication skills needed in the campus and future workplaces. They equip the student with the requisite tools for all round development, and the requisite non-academic skills to enrich their lives.

Part-A: Quantitative Ability

UNIT I

Module 1: Linear equation or simple equation and Algebraic equation

Module 2: Number System – Prime Factorization, divisibility of a factorial number, number of zeroes, unit digit and remainders, Examples, and practice problems.

UNIT II

Module 3: LCM AND HCF – Definitions of LCM and HCF, Methods of finding LCM and HCF using Prime Factorization method and Division Method, Examples, and practice problems.

Module 4: Ratio, proportion, and variation – Definition of Ratios and Proportions, Meaning of Ratios and Proportions, Properties of Ratios, Formulas, differences between Ratios and Proportions, Examples, and practice problems.

Part-B: Reasoning Ability

UNIT III

Module 5: Series

Module 6: Analogy

UNIT IV

Module 7: Classification

Module 8: Coding and Decoding

Part-C: Verbal Ability

UNIT V

Module 5: Functional English; Ad-lib/ impromptu speaking sessions; JAM sessions

Module 6: Writing paragraphs (describing a process, reporting an incident, explaining an experience); Summarizing TED talks; and Letter Writing

UNIT VI Module 7: Time management; Stress Management; and Emotional intelligence

Module 8: Interpersonal skills; Team dynamics; and Leadership development

Reference Books

1. Quantitative Aptitude for Competitive Examination by Dr R S Agarwal
2. Fast Track Objective Arithmetic Paperback – 2018 by Rajesh Verma
3. Teach Yourself Quantitative Aptitude, by Arun Sharma
4. The Pearson Guide to Quantitative Aptitude for Competitive Examination by Dinesh Khattar
5. Quantitative Aptitude for all Competitive Exam by Abhijit Gupta
6. Quantitative Aptitude Quantum CAT by Sarvesh K. Verma
7. How to Prepare for Data Interpretation by Arun Sharma
8. Logical Reasoning Data Interpretation by Nishit K. Sinha
9. Analytical Reasoning (2018-2019) Session by MK Panday
10. How to Crack Test of Reasoning by Jaikishan and Premkishan [Arihant]
11. Logical Reasoning and Data Interpretation for CAT & other MBA exams by K. Sinha Nishit [Pearson]
12. Reasoning for Competitive Exams by K. Sinha Nishit [Pearson]
13. How to Prepare for Logical Reasoning for CAT by Arun Sharma [McGraw Hill]
14. Shortcuts in Reasoning (Verbal, Non-Verbal, Analytical & Critical) for Competitive Exams by Disha Experts
15. Visual Intelligence for Beginners by Matthew Alcot
16. McCarthy, Michael & Felicity O'Dell. English Vocabulary in Use beginner, Cambridge University Press, 2017.
17. McCarthy, Michael & Felicity O'Dell. English Vocabulary in Use Upper-Intermediate, Cambridge University Press, 2017.
18. McCarthy, Michael & Felicity O'Dell. English Vocabulary in Use Advanced, Cambridge University Press, 2017.
19. Sonmez, John. Soft Skills: The Software Developer's Life, Manning Publications, 2014.
20. Tulgan, Bruce. Bridging the Soft Skills Gap: How to Teach the Missing Basics to Today's Young Talent, Pan Macmillan India, 2016.

I B.TECH	CHEMISTRY	L	T	P	C
II SEMESTER		3	0	0	3

Course Objectives:

- To familiarize engineering chemistry and its applications.
- To understand the significance of Schrodinger wave equation and molecular orbital theory
- To apply advanced materials for engineering applications.
- To train the students on the principles and applications of electrochemistry - batteries and fuel cells.
- To know the significance of polymers and composites (FRP's) in household appliances, aerospace, and automotive industries.
- To summarize the instrumental methods and their applications.

Course Outcomes:

On completion of the course, the student will be able to:

1. Apply the principles of quantum mechanics to solve the problems like particle in a one-dimensional box.
2. Demonstrate and distinguish the principle of Band diagrams in the application of semiconductors, conductors & superconductors.
3. Analyze the materials usage in construction of batteries, fuel cells and electrochemical sensors.
4. Synthesize some important polymers, analyze the properties and applications of thermosetting, thermoplastics, elastomers& conducting polymers.
5. Compare and apply the principles of spectroscopy, to elucidate the molecular structure and functional group analysis.

UNIT I

STRUCTURE AND BONDING MODELS: Fundamentals of Quantum mechanics, Schrodinger Wave equation, significance of Ψ and Ψ^2 , particle in one dimensional box, molecular orbital theory – bonding in homo- and heteronuclear diatomic molecules – energy level diagrams of O₂ and CO, etc. π -molecular orbitals of butadiene and benzene, calculation of bond order.

UNIT II

MODERN ENGINEERING MATERIALS: Semiconductors – Introduction, Classification, intrinsic and extrinsic Si-semiconductors, applications. Super conductors-Introduction, Types of superconductors, Meissner effect

applications.

Super capacitors: Introduction, Basic Concept-Classification – Applications.

Nano materials: Introduction, classification of nano-materials, properties and applications of Fullerenes, carbon nano tubes and Graphene nanoparticles.

UNIT III

ELECTROCHEMISTRY AND APPLICATIONS: Electrochemical cell, Nernst equation, Electrochemical series - significance, potentiometry-potentiometric titrations (redox titrations), concept of conductivity, conductivity cell, conductometric titrations (acid-base titrations). Electrochemical sensors – potentiometric sensors with examples, amperometric sensors with examples. Primary cells – Zinc-air battery, Secondary cells –lithium-ion batteries- working of the batteries including cell reactions; Fuel cells, working of hydrogen-oxygen fuel cell-. Polymer Electrolyte Membrane Fuel cells (PEMFC).

UNIT IV

POLYMER CHEMISTRY: Introduction to polymers, functionality of monomers, chain growth, step growth polymerization, and coordination polymerization, with specific examples and mechanisms of polymer formation. Plastics – Thermoplastics and Thermo-sets, Preparation, properties, and applications of – PVC, Teflon, Bakelite, Nylon-6, 6, carbon fibres (CFRP& GFRP). Elastomers–Buna-S, Buna-N–preparation, properties, and applications. Conducting polymers – polyacetylene, polyaniline, – mechanism of conduction and applications. Bio-Degradable polymers - Poly Glycolic Acid (PGA), Polylactic Acid (PLA).

UNIT V

INSTRUMENTAL METHODS AND APPLICATIONS: Types of electromagnetic spectrum, Absorption of radiation: Beer-Lambert's law, UV-Visible Spectroscopy, types of electronic transitions, Applications of UV-Visible Spectroscopy IR spectroscopy: fundamental modes molecular vibrations and selection rules, functional group region, fingerprint region, Applications of IR- Spectroscopy, NMR spectroscopy-Basic Principle, Chemical shift, Instrumentation and Applications.

Textbooks:

1. Jain and Jain, Engineering Chemistry, 16/e, Dhanpat Rai, 2013.
2. Peter Atkins, Julio de Paula and James Keeler, Atkins' Physical

Chemistry, 10/e, Oxford University Press, 2010.

Reference Books:

1. Skoog and West, Principles of Instrumental Analysis, 6/e, Thomson, 2007.
2. J.D. Lee, Concise Inorganic Chemistry, 5th Edition, Wiley Publications, Feb.2008'
3. Textbook of Polymer Science, Fred W. Billmayer Jr, 3rd Edition.

* * *

I B.TECH	DIFFERENTIAL EQUATIONS AND VECTOR CALCULUS	L	T	P	C
II SEMESTER		3	0	0	3

Course Objectives:

- To enlighten the learners in the concept of differential equations and multivariable calculus.
- To furnish the learners with basic concepts and techniques at plus two level to lead them into advanced level by handling various real-world applications.

Course Outcomes:

On completion of the course, the student will be able to:

1. Solve the differential equations related to various engineering fields. (L3)
2. Solve the second and higher order differential equations and its applications. (L3)
3. Identify solution methods for partial differential equations that model physical processes. (L3)
4. Interpret the physical meaning of different operators such as gradient, curl and divergence. (L5)
5. Estimate the work done against a field, circulation and flux using vector calculus. (L5)

UNIT I

DIFFERENTIAL EQUATIONS OF FIRST ORDER AND FIRST: Linear differential equations - Bernoulli's equations - Exact equations and equations reducible to exact form - Applications: Newton's law of cooling - Law of natural growth and decay - Electrical circuits.

UNIT II

LINEAR DIFFERENTIAL EQUATIONS OF HIGHER ORDER (CONSTANT COEFFICIENTS): Definitions, homogenous and non-homogenous, complimentary function, general solution, particular integral - Wronskian, Method of variation of parameters - Simultaneous linear equations - Applications to L-C-R circuit problems and Simple harmonic motion.

UNIT III

PARTIAL DIFFERENTIAL EQUATIONS: Introduction and formation of partial differential equations by elimination of arbitrary constants and arbitrary functions - Solutions of first order linear equations using

Lagrange's method - Homogeneous linear partial differential equations with constant coefficients.

UNIT IV

VECTOR DIFFERENTIATION: Scalar and vector point functions - Vector operator del - Del applied to scalar point functions - Gradient, Directional derivative - Del applied to vector point functions - Divergence and Curl - Vector identities.

UNIT V

VECTOR INTEGRATION: Line integral - Circulation - Work done - Surface integral, flux - Green's theorem in the plane (without proof) - Stoke's theorem (without proof) - Volume integral - Gauss divergence theorem (without proof) and related problems.

Textbooks:

1. Higher Engineering Mathematics, B. S. Grewal, Khanna Publishers, 2017, 44th Edition.
2. Advanced Engineering Mathematics, Erwin Kreyszig, John Wiley & Sons, 2018, 10th Edition.

Reference Books:

1. Thomas Calculus, George B. Thomas, Maurice D. Weir and Joel Hass, Pearson Publishers, 2018, 14th Edition.
2. Advanced Engineering Mathematics, Dennis G. Zill and Warren S. Wright, Jones and Bartlett, 2018.
3. Advanced Modern Engineering Mathematics, Glyn James, Pearson publishers, 2018, 5th Edition.
4. Advanced Engineering Mathematics, R. K. Jain and S. R. K. Iyengar, Alpha Science International Ltd., 2021 5th Edition (9th reprint).
5. Higher Engineering Mathematics, B. V. Ramana, Mc Graw Hill Education, 2017.

* * * *

I B.TECH	BASIC ELECTRICAL AND ELECTRONICS ENGINEERING	L	T	P	C
II SEMESTER		3	0	0	3

Course Objectives

- To expose to the field of electrical & electronics engineering, laws and principles of electrical/ electronic engineering and to acquire fundamental knowledge in the relevant field.

Course Outcomes:

On completion of the course, the student will be able to:

- Remember the basic electrical elements and different fundamental laws. **(Remember)**
- Understand the construction and operation of AC and DC machines, measuring instruments. **(Remember, Understand)**
- Understand the different power generation mechanisms, Electricity billing concept, important safety measures related to electrical operations & understand the basic operation of Semiconductor Devices **(Remember, Understand)**
- Understand the operation of different electronics circuits. **(Remember, Understand)**
- Understand the Boolean Algebra theorems, simplify and design logic circuits and elements of sequential logic circuits. **(Remember, Understand)**

UNIT I

DC & AC CIRCUITS - DC Circuits: Electrical circuit elements (R, L and C), Ohm's Law and its limitations, KCL & KVL, series, parallel, series-parallel circuits, Super Position theorem, Simple numerical problems.

AC Circuits: A.C. Fundamentals: Equation of AC Voltage and current, waveform, time period, frequency, amplitude, phase, phase difference, average value, RMS value, form factor, peak factor, Voltage and current relationship with phasor diagrams in R, L, and C circuits, Concept of Impedance, Active power, reactive power and apparent power, Concept of power factor (Simple Numerical problems).

UNIT II

MACHINES AND MEASURING INSTRUMENTS - Machines: Construction, principle and operation of (i) DC Motor, (ii) DC Generator, (iii) Single Phase Transformer, (iv) Three Phase Induction Motor and (v) Alternator, Applications of electrical machines.

Measuring Instruments: Construction and working principle of Permanent Magnet Moving Coil (PMMC), Moving Iron (MI) Instruments and Wheat Stone bridge. (Elementary Treatment only).

UNIT IIIA

ENERGY RESOURCES, ELECTRICITY BILL, SAFETY MEASURES -

Energy Resources: Conventional and non-conventional energy resources; Layout and operation of various Power Generation systems: Hydel, Nuclear, Solar & Wind power generation.

Electricity bill: Power rating of household appliances including air conditioners, PCs, Laptops, Printers, etc. Definition of “unit” used for consumption of electrical energy, two-part electricity tariff, calculation of electricity bill for domestic consumers. (Simple numerical problem)

Equipment Safety Measures: Working principle of Fuse and Miniature circuit breaker (MCB), merits and demerits. Personal safety measures: Electric Shock, Earthing and its types, Safety Precautions to avoid shock.

UNIT IIIB

SEMICONDUCTOR DEVICES - Introduction - Evolution of electronics - Vacuum tubes to nano electronics - Characteristics of PN Junction Diode — Zener Effect — Zener Diode and its Characteristics. Bipolar Junction Transistor — CB, CE, CC Configurations and Characteristics — Elementary Treatment of Small Signal CE Amplifier. (Elementary Treatment only)

UNIT IV

BASIC ELECTRONIC CIRCUITS AND INSTRUMENTATION - Rectifiers and power supplies: Block diagram description of a dc power supply, working of a full wave bridge rectifier, capacitor filter (no analysis), working of simple zener voltage regulator. Amplifiers: Block diagram of Public Address system, Circuit diagram and working of common emitter (RC coupled) amplifier with its frequency response. Electronic Instrumentation: Block diagram of an electronic instrumentation system. (Elementary Treatment only).

UNIT V

DIGITAL ELECTRONICS - Overview of Number Systems, Logic gates including Universal Gates, BCD codes, Excess-3 code, Gray code, Hamming code. Boolean Algebra, Basic Theorems and properties of Boolean Algebra, Truth Tables and Functionality of Logic Gates – NOT, OR, AND, NOR, NAND, XOR and XNOR. Simple combinational circuits–Half and Full

Adders. Introduction to sequential circuits, Flip flops, Registers and counters (Elementary Treatment only)

Content Beyond the syllabus: Digital Multi-meters (Block diagram).

Text books

1. Basic Electrical Engineering, D. C. Kulshreshtha, Tata McGraw Hill, 2019, First Edition.
2. Power System Engineering, P.V. Gupta, M.L. Soni, U.S. Bhatnagar and A. Chakrabarti, DhanpatRai& Co, 2013 .
3. Fundamentals of Electrical Engineering, Rajendra Prasad, PHI publishers, 2014, Third Edition.
4. R. L. Boylestad& Louis Nashlesky, Electronic Devices & Circuit Theory, Pearson Education, 2021.
5. R. P. Jain, Modern Digital Electronics, 4th Edition, Tata Mc Graw Hill, 2009

Reference books

1. Basic Electrical Engineering, D. P. Kothari and I. J. Nagrath, Mc Graw Hill, 2019, Fourth Edition
2. Principles of Power Systems, V.K. Mehtha, S.Chand Technical Publishers, 2020
3. Basic Electrical Engineering, T. K. Nagsarkar and M. S. Sukhija, Oxford University Press, 2017
4. Basic Electrical and Electronics Engineering, S. K. Bhattacharya, Person Publications, 2018, Second Edition.
5. R. S. Sedha, A Textbook of Electronic Devices and Circuits, S. Chand & Co, 2010.
6. SantiramKal, Basic Electronics- Devices, Circuits and IT Fundamentals, Prentice Hall, India, 2002.
7. R. T. Paynter, Introductory Electronic Devices & Circuits – Conventional Flow Version, Pearson Education,2009.

e- Resources & other digital material

1. <https://nptel.ac.in/courses/108105053>
2. <https://nptel.ac.in/courses/108108076>

* * * * *

I B.TECH	ENGINEERING GRAPHICS (First angle projection only)	L	T	P	C
II SEMESTER		1	0	4	3

Course objectives:

- To enable the students with various concepts like dimensioning, conventions and standards related to Engineering Drawing
- To impart knowledge on the projection of points and lines
- To improve the visualization skills for better understanding of plane surfaces and projection of solids
- To develop the imaginative skills of the students required to understand Section of solids and Developments of surfaces.
- To make the students understand the viewing perception of a solid object in Isometric and Orthographic projection.

Course Outcomes:

On completion of the course, the student will be able to:

1. Construct various engineering curves **{Apply level, KL3}**
2. Apply the principle of orthographic projection to points and lines **{Apply level, KL3}**
3. Understand and draw the projection of planes and solids inclined to both planes in first quadrant **{Understand level, KL2}**
4. Use the knowledge of sectional views and Development of Solid Surfaces in Real time Applications **{Apply level, KL3}**
5. Develop isometric drawings of simple objects reading the orthographic projections of those objects **{Analyze level, KL4}**

UNIT I

INTRODUCTION: Lines, Lettering and Dimensioning, Geometrical Constructions and Constructing regular polygons by general methods.

CURVES: construction of ellipse, parabola and hyperbola by general method (**Eccentricity method**), Cycloids, Involute, Normal and tangent to Curves.

UNIT II

ORTHOGRAPHIC PROJECTIONS: Reference plane, importance of reference lines or Plane, Projections of a point situated in any one of the four quadrants. **PROJECTIONS OF STRAIGHT LINES:** Projections of straight lines parallel to both reference planes, perpendicular to one reference plane and parallel to other reference plane, inclined to one reference plane and parallel to the other reference plane.

Projections of Straight Lines Inclined to both the reference planes, Midpoint problems.

UNIT III

PROJECTIONS OF PLANES: regular planes Perpendicular to both reference planes, parallel to one reference plane and inclined to the other reference plane; plane inclined to both the reference planes.

PROJECTIONS OF SOLIDS: Types of solids: Polyhedra and Solids of revolution. Projections of solids in simple positions: Axis perpendicular to horizontal plane, Axis perpendicular to vertical plane and Axis parallel to both the reference planes, Projection of Solids with axis inclined to one reference plane and parallel to another plane.

UNIT IV

SECTIONS OF SOLIDS: Perpendicular and inclined section planes, Sectional views and True shape of section, Sections of solids in **simple position only**.

DEVELOPMENT OF SURFACES: Methods of Development: Parallel line development and radial line development. Development of a cube, prism, cylinder, pyramid and cone in **simple position only**.

UNIT V

CONVERSION OF VIEWS: Conversion of isometric views to orthographic views; Conversion of orthographic views to isometric views.

COMPUTER GRAPHICS: Creating 2D&3D drawings of objects including PCB and Transformations using Auto CAD (**Not for end examination**).

Learning Resources

Text books

1. N. D. Bhatt, Engineering Drawing, Charotar Publishing House, 2016.

Reference books

1. Engineering Drawing, K.L. Narayana and P. Kanniah, Tata McGraw Hill, 2013.
2. Engineering Drawing, M.B.Shah and B.C. Rana, Pearson Education Inc,2009.
3. Engineering Drawing with an Introduction to AutoCAD, Dhananjay Jolhe, Tata McGraw Hill, 2017.
4. AutoCAD 2018 Training Guide (English, Paperback, Sagar Linkan)

Websites

1. <https://www.autodesk.com.au/campaigns/autocad-tutorials>
2. <https://nptel.ac.in/courses/112104172>

I B.TECH	IT WORKSHOP	L	T	P	C
II SEMESTER		0	0	2	1

Course Objectives:

- To introduce the internal parts of a computer, peripherals, I/O ports, connecting cables
- To demonstrate configuring the system as Dual boot both Windows and other Operating Systems Viz. Linux, BOSS
- To teach basic command line interface commands on Linux.
- To teach the usage of Internet for productivity and self-paced life-long learning
- To introduce Compression, Multimedia and Antivirus tools and Office Tools such as Word processors, Spread sheets and Presentation tools.

Course Outcomes:

On completion of the course, the student will be able to:

1. Perform Hardware troubleshooting.
2. Understand Hardware components and inter dependencies.
3. Safeguard computer systems from viruses/worms.
4. Document/ Presentation preparation.
5. Perform calculations using spreadsheets.

PC Hardware & Software Installation

Task 1: Identify the peripherals of a computer, components in a CPU and its functions. Draw the block diagram of the CPU along with the configuration of each peripheral and submit to your instructor.

Task 2: Every student should disassemble and assemble the PC back to working condition. Lab instructors should verify the work and follow it up with a Viva. Also students need to go through the video which shows the process of assembling a PC. A video would be given as part of the course content.

Task 3: Every student should individually install MS windows on the personal computer. Lab instructor should verify the installation and follow it up with a Viva.

Task 4: Every student should install Linux on the computer. This computer should have windows installed. The system should be configured as dual boot (VMWare) with both Windows and Linux. Lab instructors should verify the installation and follow it up with a Viva.

Task 5: Every student should install BOSS on the computer. The system should be configured as dual boot (VMWare) with both Windows and BOSS. Lab instructors should verify the installation and follow it up with a Viva.

Internet & World Wide Web

Task1: Orientation & Connectivity Boot Camp: Students should get connected to their Local Area Network and access the Internet. In the process they configure the TCP/IP setting. Finally, students should demonstrate, to the instructor, how to access the websites and email. If there is no internet connectivity preparations need to be made by the instructors to simulate the WWW on the LAN.

Task 2: Web Browsers, Surfing the Web: Students customize their web browsers with the LAN proxy settings, bookmarks, search toolbars and pop-up blockers. Also, plug-ins like Macromedia Flash and JRE for applets should be configured.

Task 3: Search Engines & Netiquette: Students should know what search engines are and how to use the search engines. A few topics would be given to the students for which they need to search on Google. This should be demonstrated to the instructors by the student.

Task 4: Cyber Hygiene: Students would be exposed to the various threats on the internet and would be asked to configure their computer to be safe on the internet. They need to customize their browsers to block pop ups, block active x downloads to avoid viruses and/or worms.

LaTeX and WORD

Task 1 – Word Orientation: The mentor needs to give an overview of La TeX and Microsoft (MS) office or equivalent (FOSS) tool word: Importance of La TeX and MS office or equivalent (FOSS) tool Word as word Processors, Details of the four tasks and features that would be covered in each, Using La TeX and word – Accessing, overview of toolbars, saving files, Using help and resources, rulers, format painter in word.

Task 2: Using La TeX and Word to create a project certificate. Features to be covered: - Formatting Fonts in word, Drop Cap in word, Applying Text effects, Using Character Spacing, Borders and Colors, Inserting Header and Footer, Using Date and Time option in both La TeX and Word.

Task 3: Creating project abstract Features to be covered:-Formatting Styles, Inserting table, Bullets and Numbering, Changing Text Direction, Cell alignment, Footnote, Hyperlink, Symbols, Spell Check, Track Changes.

Task 4: Creating a Newsletter: Features to be covered:- Table of Content, Newspaper columns, Images from files and clipart, Drawing toolbar and

Word Art, Formatting Images, Textboxes, Paragraphs and Mail Merge in word.

EXCEL

Excel Orientation: The mentor needs to tell the importance of MS office or equivalent (FOSS) tool Excel as a Spreadsheet tool, give the details of the four tasks and features that would be covered in each. Using Excel – Accessing, overview of toolbars, saving excel files, Using help and resources.

Task 1: Creating a Scheduler - Features to be covered: Gridlines, Format Cells, Summation, auto fill, Formatting Text

Task 2: Calculating GPA -. Features to be covered:- Cell Referencing, Formulae in excel – average, std. deviation, Charts, Renaming and Inserting worksheets, Hyper linking, Count function,

LOOKUP/VLOOKUP

Task 3: Split cells, freeze panes, group and outline, Sorting, Boolean and logical operators, Conditional formatting

POWER POINT

Task 1: Students will be working on basic power point utilities and tools which help them create basic power point presentations. PPT Orientation, Slide Layouts, Inserting Text, Word Art, Formatting Text, Bullets and Numbering, Auto Shapes, Lines and Arrows in PowerPoint.

Task 2: Interactive presentations - Hyperlinks, Inserting –Images, Clip Art, Audio, Video, Objects, Tables and Charts.

Task 3: Master Layouts (slide, template, and notes), Types of views (basic, presentation, slide slotter, notes etc), and Inserting – Background, textures, Design Templates, Hidden slides.

AI TOOLS – ChatGPT

Task 1: Prompt Engineering: Experiment with different types of prompts to see how the model responds. Try asking questions, starting conversations, or even providing incomplete sentences to see how the model completes them.

Ex: Prompt: "You are a knowledgeable AI. Please answer the following question: What is the capital of France?"

Task 2: Creative Writing: Use the model as a writing assistant. Provide the beginning of a story or a description of a scene, and let the model generate the rest of the content. This can be a fun way to brainstorm creative ideas

Ex: Prompt: "In a world where gravity suddenly stopped working, people started floating upwards. Write a story about how society adapted to this new reality."

Task 3: Language Translation: Experiment with translation tasks by providing a sentence in one language and asking the model to translate it into another language. Compare the output to see how accurate and fluent the translations are.

Ex: Prompt: "Translate the following English sentence to French: 'Hello, how are you doing today?'"

Reference Books:

1. Comdex Information Technology course tool kit, Vikas Gupta, WILEY Dream tech, 2003
2. The Complete Computer upgrade and repair book, Cheryl A Schmidt, WILEY Dream tech, 2013, 3rd edition
3. Introduction to Information Technology, ITL Education Solutions limited, Pearson Education, 2012, 2nd edition
4. PC Hardware - A Handbook, Kate J. Chase, PHI (Microsoft)
5. LaTeX Companion, Leslie Lamport, PHI/Pearson.
6. IT Essentials PC Hardware and Software Companion Guide, David Anfins on and Ken Quamme. – CISCO Press, Pearson Education, 3rd edition
7. IT Essentials PC Hardware and Software Labs and Study Guide, Patrick Regan– CISCO Press, Pearson Education, 3rd edition

* * * *

I B.TECH	DATA STRUCTURES	L	T	P	C
II SEMESTER		3	0	0	3

Course Objectives:

- To provide the knowledge of basic data structures and their implementations.
- To understand importance of data structures in context of writing efficient programs.
- To develop skills to apply appropriate data structures in problem solving.

Course Outcomes:

On completion of the course, the student will be able to:

1. Summarize the role of linear data structures in organizing and accessing data efficiently in algorithms.
2. Design, implement, and apply linked lists for dynamic data storage, demonstrating understanding of memory allocation.
3. Develop programs using stacks to handle recursive algorithms, manage program states, and solve related problems.
4. Devise novel solutions to small scale programming challenges involving data structures such queues, dequeues.
5. Recognize scenarios where trees, hashing is advantageous, and design hash-based solutions for specific problems.

UNIT I

INTRODUCTION TO LINEAR DATA STRUCTURES: Definition and importance of linear data structures, Abstract data types (ADTs) and their implementation, Overview of time and space complexity analysis for linear data structures. Searching Techniques: Linear & Binary Search, Sorting Techniques: Bubble sort, Selection sort, Insertion Sort

HASHING: Introduction to Hashing, Hash Functions, Collision Resolution Techniques.

UNIT II

LINKED LISTS: Singly linked lists: representation and operations, doubly linked lists and circular linked lists, Comparing arrays and linked lists, Applications of linked lists.

UNIT III

STACKS: Introduction to stacks: properties and operations, implementing stacks using arrays and linked lists, Applications of stacks in expression

evaluation, backtracking, reversing list etc.

UNIT IV

QUEUES: Introduction to queues: properties and operations, implementing queues using arrays and linked lists, Applications of queues in breadth-first search, scheduling, etc.

DEQUES: Introduction to dequeues (double-ended queues), Operations on dequeues and their applications.

UNIT V

TREES: Introduction to Trees, Binary Search Tree – Insertion, Deletion & Traversal.

GRAPHS: Elementary Graph Operations, Graph Traversals, Minimum cost spanning tree Algorithms, Shortest paths algorithms.

Textbooks:

1. Data Structures and algorithm analysis in C, Mark Allen Weiss, Pearson, 2nd Edition.
2. Fundamentals of data structures in C, Ellis Horowitz, Sartaj Sahni, Susan Anderson-Freed, Silicon Press, 2008

Reference Books:

1. Algorithms and Data Structures: The Basic Toolbox by Kurt Mehlhorn and Peter Sanders
2. C Data Structures and Algorithms by Alfred V. Aho, Jeffrey D. Ullman, and John E. Hopcroft
3. Problem Solving with Algorithms and Data Structures" by Brad Miller and David Ranum
4. Introduction to Algorithms by Thomas H. Cormen, Charles E. Leiserson, Ronald L. Rivest, and Clifford Stein
5. Algorithms in C, Parts 1-5 (Bundle): Fundamentals, Data Structures, Sorting, Searching, and Graph Algorithms" by Robert Sedgewick.

* * * *

I B.TECH	CHEMISTRY LAB	L	T	P	C
II SEMESTER		0	0	2	1

Course Objectives:

- To verify the fundamental concepts with experiments

Course Outcomes:

On completion of the course, the student will be able to:

- Determine the cell constant and conductance of solutions.
- Prepare advanced polymer Bakelite materials.
- Measure the strength of an acid present in any given ample/specimen.
- Estimate the amount of Vitamin-C present in soft drinks.
- Verify Beer-Lambert's law.

List of Experiments:

- Determination of Strength of an acid in Pb-Acid battery.
- Determination of Hardness of a groundwater sample.
- Conductometric titration of strong acid vs. strong base.
- Conductometric titration of weak acid vs. strong base.
- Determination of cell constant and conductance of solutions.
- Potentiometry - determination of redox potentials and emfs.
- pH metry/ pH metric titration of strong acid Vs strong base.
- Preparation of a Bakelite.
- Determine the strength of given KMnO_4 by colorimetry (Verification of Lambert-Beer's law).
- Estimation of Ferrous Iron by Dichrometry .
- Estimation of Iron by Permanganometry.
- Measurement of 10Dq by spectrophotometric method.
- Wavelength measurement of sample through UV- Visible Spectroscopy.
- Identification of simple organic compounds by IR.
- Preparation of nanomaterials by precipitation method.
- Estimation of Vitamin-C present in soft drink.

Note: A student can choose any 10 experiments from the above list.

Reference:

- "Vogel's Quantitative Chemical Analysis 6th Edition "Pearson Publications by J. Mendham, R. C. Denney, J. D. Barnesand B. Sivasankar.

I B.TECH	ELECTRICAL AND ELECTRONICS ENGINEERING WORKSHOP	L	T	P	C
II SEMESTER		0	0	2	1

Preamble: Electrical and Electronics Engineering Workshop Lab provides the essential facilities to the students to augment their concepts about the fundamentals of Electrical and Electronics Engineering.

- To impart knowledge on the fundamental laws & theorems of electrical circuits, functions of electrical machines and energy calculations.
- To impart knowledge on the principles of digital electronics and fundamentals of electron devices & its applications.

Course Objectives: The student should be able to

- To understand the Electrical circuit design concept, operation of Electrical Machines and Transformer, control the speed of three phase induction motors, measurement of resistance, power, and power factor.
- To apply the theoretical concepts and operating principles to derive mathematical models for circuits, Electrical machines and measuring instruments.
- To analyze the various characteristics of electrical circuits, electrical machines and measuring instruments.
- To understand the usage of electronic measuring instruments.
- To Plot and discuss the characteristics of various electron devices.

Course Outcomes:

On completion of the course, the student will be able to:

1. Analyze the Electrical circuit design concept; measurement of resistance, power, power factor; concept of wiring and operation of Electrical Machines and Transformer. (L2)
2. Apply the theoretical concepts and operating principles to derive mathematical models for circuits, Electrical machines and measuring instruments, calculations for the measurement of resistance, power and power factor. (L3)
3. Analyze various characteristics of electrical circuits, electrical machines and measuring instruments. (L4)
4. Understand the usage of electronic measuring instruments. (L2)
5. Plot and discuss the characteristics of various electron devices. (L3)

LIST OF EXPERIMENTS

1. Verification of KCL and KVL
2. Verification of Superposition theorem

3. Measurement of Resistance using Wheat stone bridge
4. Magnetization Characteristics of DC shunt Generator
5. Measurement of Power and Power factor using Single-phase wattmeter
6. Calculation of Electrical Energy for Domestic Premises
7. Plot V-I characteristics of PN Junction diode A) Forward bias B) Reverse bias.
8. Plot V – I characteristics of Zener Diode and its application as voltage Regulator.
9. Implementation of half wave and full wave rectifiers
10. Plot Input & Output characteristics of BJT in CE and CB configurations
11. Frequency response of CE amplifier.
12. Verification of Truth Table of AND, OR, NOT, NAND, NOR, Ex-OR, Ex-NOR gates using ICs.

List of Additional Experiments: Any of the two experiments are to be conducted.

1. Measurement of Earth Resistance using Megger.
2. Simulation of RC coupled amplifier with the design supplied
3. Verification of Truth Tables of S-R, J-K& D flip flops using respective ICs
4. Measurement of parameters of choke coil.

Text books

1. Basic Electrical Engineering, D. C. Kulshreshtha, Tata McGraw Hill, 2019, First Edition
2. R. L. Boylestad& Louis Nashlesky, Electronic Devices & Circuit Theory, Pearson Education, 2021.

Reference books:

1. Power System Engineering, P.V. Gupta, M.L. Soni, U.S. Bhatnagar and A. Chakrabarti, DhanpatRai& Co, 2013.
2. Fundamentals of Electrical Engineering, Rajendra Prasad, PHI publishers, 2014, Third Edition.
3. R. P. Jain, Modern Digital Electronics, 4th Ed., Tata McGraw Hill, 2009
4. R. T. Paynter, Introductory Electronic Devices & Circuits – Conventional Flow Version, Pearson Education,2009.

e- Resources & other digital material

1. <https://nptel.ac.in/courses/108105053>
2. <https://nptel.ac.in/courses/108108076>

I B.TECH	DATA STRUCTURES LAB	L	T	P	C
II SEMESTER		0	0	3	1.5

Course Objectives:

- The course aims to strengthen the ability of the students to identify and apply the suitable data structure for the given real-world problem. It enables them to gain knowledge in practical applications of data structures.

Course Outcomes:

On completion of the course, the student will be able to:

1. Explain the role of linear data structures in organizing and accessing data efficiently in algorithms.
2. Design, implement, and apply linked lists for dynamic data storage, demonstrating understanding of memory allocation.
3. Develop programs using stacks to handle recursive algorithms, manage program states, and solve related problems.
4. Apply queue-based algorithms for efficient task scheduling and breadth-first traversal in graphs and distinguish between dequeues and priority queues and apply them appropriately to solve data management challenges.
5. Recognize scenarios where hashing is advantageous, and design hash-based solutions for specific problems.

List of Experiments:**Exercise 1: Array Manipulation**

- Write a program to reverse an array.
- C Programs to implement the Searching Techniques – Linear & Binary Search.
- C Programs to implement Sorting Techniques – Bubble, Selection and Insertion Sort.

Exercise 2: Hashing

- Implement a hash table with collision resolution techniques.
- Write a program to implement a simple cache using hashing.

Exercise 3: Linked List Implementation

- Implement a singly linked list and perform insertion and deletion operations.
- Develop a program to reverse a linked list iteratively and recursively.
- Solve problems involving linked list traversal and manipulation.

Exercise 4: Linked List Applications

- i) Create a program to detect and remove duplicates from a linked list.
- ii) Implement a linked list to represent polynomials and perform addition.
- iii) Implement a double-ended queue (deque) with essential operations.

Exercise 5: Double Linked List Implementation

- i) Implement a doubly linked list and perform various operations to understand its properties and applications.
- ii) Implement a circular linked list and perform insertion, deletion, and traversal.

Exercise 6: Stack Operations

- i) Implement a stack using arrays and linked lists.
- ii) Write a program to evaluate a postfix expression using a stack.
- iii) Implement a program to check for balanced parentheses using a stack.

Exercise 7: Queue Operations

- i) Implement a queue using arrays and linked lists.
- ii) Develop a program to simulate a simple printer queue system.
- iii) Solve problems involving circular queues.

Exercise 8: Stack and Queue Applications

- i) Use a stack to evaluate an infix expression and convert it to postfix.
- ii) Create a program to determine whether a given string is a palindrome or not.
- iii) Implement a stack or queue to perform comparison and check for symmetry.

Exercise 9: Binary Search Tree

- i) Implementing a BST using Linked List.
- ii) Traversing of BST.

Exercise 10: Graphs

Write C programs for implementing the following graph traversal algorithms:

- a) Depth first traversal
- b) Breadth first traversal

Textbooks:

1. Data Structures and algorithm analysis in C, Mark Allen Weiss, Pearson, 2nd Edition.
2. Fundamentals of data structures in C, Ellis Horowitz, Sartaj Sahni, Susan Anderson-Freed, Silicon Press, 2008

Reference Books:

1. Algorithms and Data Structures: The Basic Toolbox by Kurt

Mehlhorn and Peter Sanders

2. C Data Structures and Algorithms by Alfred V. Aho, Jeffrey D. Ullman, and John E. Hopcroft
3. Problem Solving with Algorithms and Data Structures" by Brad Miller and David Ranum
4. Introduction to Algorithms by Thomas H. Cormen, Charles E. Leiserson, Ronald L. Rivest, and Clifford Stein Algorithms in C, Parts 1-5 (Bundle): Fundamentals, Data Structures, Sorting, Searching, and Graph Algorithms by Robert Sedgewick.

* * * * *

I B.TECH	NSS/NCC/SCOUTS & GUIDES/COMMUNITY SERVICE	L	T	P	C
II SEMESTER		0	0	1	0.5

Course Objectives:

- The objective of introducing this course is to impart discipline, character, fraternity, teamwork, social consciousness among the students and engaging them in selfless service.

Course Outcomes:

On completion of the course, the student will be able to:

1. Understand the importance of discipline, character and service motto.
2. Solve some societal issues by applying acquired knowledge, facts, and techniques.
3. Explore human relationships by analyzing social problems.
4. Determine to extend their help for fellow beings & downtrodden people.
5. Develop leadership skills and civic responsibilities.

UNIT I

ORIENTATION - General Orientation on NSS/NCC/ Scouts & Guides/Community Service activities, careerguidance.

Activities:

- i) Conducting –ice breaking sessions-expectations from the course-knowing personal talents and skills
- ii) Conducting orientations programs for the students –future plans-activities-releasing road map etc.
- iii) Displaying success stories-motivational biopics- award winning movies on societal issues etc.
- iv) Conducting talent show in singing patriotic songs-paintings- any other contribution.

UNIT II**NATURE & CARE ACTIVITIES**

- i) Best out of waste competition.
- ii) Poster and signs making competition to spread environmental awareness.
- iii) Recycling and environmental pollution article writing competition.
- iv) Organising Zero-waste day.
- v) Digital Environmental awareness activity via various social media platforms.
- vi) Virtual demonstration of different eco-friendly approaches for sustainable living.

vii) Write a summary on any book related to environmental issues.

UNIT III

COMMUNITY SERVICE ACTIVITIES

- i) Conducting One Day Special Camp in a village contacting village-area leaders- Survey in the village, identification of problems- helping them to solve via media- authorities-experts-etc
- ii) Conducting awareness programs on Health-related issues such as General Health, Mental health, Spiritual Health, HIV/AIDS
- iii) Conducting consumer Awareness. Explaining various legal provisions etc.
- iv) Women Empowerment Programmes- Sexual Abuse, Adolescent Health and Population Education.
- v) Any other programmes in collaboration with local charities, NGOs etc.

Reference Books:

1. Nirmalya Kumar Sinha & Surajit Majumder, *A Text Book of National Service Scheme* Vol;I, Vidya Kutir Publication, 2021 (ISBN 978-81-952368-8-6)
2. *Red Book - National Cadet Corps* – Standing Instructions Vol I & II, Directorate General of NCC, Ministry of Defence, New Delhi
3. Davis M. L. and Cornwell D. A., “Introduction to Environmental Engineering”, McGraw Hill, New York 4/e 2008
4. Masters G. M., Joseph K. and Nagendran R. “Introduction to Environmental Engineering and Science”, Pearson Education, New Delhi. 2/e 2007
5. Ram Ahuja. *Social Problems in India*, Rawat Publications, New Delhi.

General Guidelines:

1. Institutes must assign slots in the Timetable for the activities.
2. Institutes are required to provide instructor to mentor the students.

* * * *

I B.TECH	LIFE SKILLS-II	L	T	P	C
II SEMESTER		2	0	0	0

Course Outcomes:

On completion of the course, the student will be able to:

1. Enhance application skills in Business Mathematics.
2. Implementation of Mathematical skills in Business.
3. To improve logical visualization and counting in series, analogies and classification (non-verbal reasoning).
4. Implementation of arrangement in circular and row form in daily life.
5. Appreciate the importance of job requisites and attaining them.
6. Recognize the importance of goal setting and building of a ethical, and personal value system.

Part-A: Quantitative Ability**UNIT I**

Module 1: PERCENTAGE - Formula of percentages, Finding percentages, percentage differences, changes in percentages, computing table of percentages, fraction to percentage and vice versa, Examples and practice problems.

Module 2: PROFIT and LOSS

UNIT II

Module 3: DISCOUNT

Module 4: PARTNERSHIP

Part-B: Reasoning Ability**UNIT III**

Module 5: Counting Figures

Module 6: Non-Verbal Reasoning

UNIT IV

Module 7: Finding Missing Terms

Module 8: Arrangements

Part-C: Verbal Ability**UNIT V**

Module 9: Understanding professional communication; Contextual Usage of selected vocabulary; Contextual understanding of vocabulary in a paragraph.

Module 10: Parts of speech; Subject-verb agreement; Tenses

UNIT VI

Module 11: Introduction to employability /life skills; Career guidance; Personal grooming and projecting a positive self-image.

Module 12: Goal setting & Planning; Ethics, values & Attitude

Reference Books

1. Quantitative Aptitude for Competitive Examination by Dr R S Agarwal
2. Fast Track Objective Arithmetic Paperback – 2018 by Rajesh Verma
3. Teach Yourself Quantitative Aptitude, by Arun Sharma
4. The Pearson Guide to Quantitative Aptitude for Competitive Examination by Dinesh Khattar
5. Quantitative Aptitude for all Competitive Exam by Abhijit Gupta
6. Quantitative Aptitude Quantum CAT by Sarvesh K. Verma
7. Reasoning Ability for Competitive Examination by Dr R S Agarwal
8. A Modern Approach to Logical Reasoning (2019-20 Session) by R.S. Aggarwal [S. Chand]
9. How to Prepare for Logical Reasoning for CAT by Arun Sharma [McGraw Hill]
10. Multidimensional Reasoning by Mishra and Kumar Dr. Lal [Upkar's]
11. A Modern Approach to Verbal & Non-Verbal Reasoning (2019-20 Session) by R.S. Aggarwal [S. Chand]
12. A New Approach to Reasoning Verbal & Non-Verbal by B.S. Sijwali and Indu Sijwali [Arihant]
13. Analytical Reasoning (2018-2019 Session) by MK Panday
14. How to Crack Test of Reasoning by Jaikishan and Premkishan [Arihant]
15. Logical Reasoning and Data Interpretation for CAT & other MBA exams by K. Sinha Nishit [Pearson]
16. Reasoning for Competitive Exams by K. Sinha Nishit [Pearson]
17. Shortcuts in Reasoning (Verbal, Non-Verbal, Analytical & Critical) for Competitive Exams by Disha Experts
18. Visual Intelligence for Beginners by Matthew Alcot
19. Logical Reasoning & Data Interpretation by Nishit K. Sinha
20. McCarthy, Michael & Felicity O'Dell. English Vocabulary in Use beginner, Cambridge University Press, 2017.
21. McCarthy, Michael & Felicity O'Dell. English Vocabulary in Use Upper-Intermediate, Cambridge University Press, 2017.
22. McCarthy, Michael & Felicity O'Dell. English Vocabulary in Use Advanced, Cambridge University Press, 2017.

23. Sonmez, John. Soft Skills: The Software Developer's Life, Manning Publications, 2014.
24. Tulgan, Bruce. Bridging the Soft Skills Gap: How to Teach the Missing Basics to Today's Young Talent, Pan Macmillan India, 2016

II Year I Semester	DISCRETE MATHEMATICS & GRAPH THEORY	L	T	P	C
		3	0	0	3

Course objectives:

- Master mathematical logic principles, including connectives, normal forms, and inference techniques in both statement and predicate calculus.
- Utilize the principle of inclusion-exclusion, pigeonhole principle, and functions, including compositions, inverses, and recursive functions.
- Grasp the properties of semi-groups, monoids, groups, and the concepts of homomorphism and isomorphism.
- Develop skills in enumerating combinations and permutations, applying binomial and multinomial theorems.
- Analyze graph theory concepts, including graph isomorphism, sub-graphs, trees, planar graphs, and graph algorithms.

Course Outcomes:

On completion of the course, the student will be able to:

1. Apply mathematical logic to solve problems.
2. Understand the concepts and perform the operations related to sets, relations and functions. Gain the conceptual background needed and identify structures of algebraic nature.
3. Apply basic counting techniques to solve combinatorial problems.
4. Formulate problems and solve recurrence relations.
5. Apply Graph Theory in solving computer science problems

UNIT I

Mathematical Logic: Introduction, Statements and Notation, Connectives, Well-formed formulas, Tautology, Duality law, Equivalence, Implication, Normal Forms, Functionally complete set of connectives, Inference Theory of Statement Calculus, Predicate Calculus, Inference theory of Predicate Calculus.

UNIT II

Set theory: The Principle of Inclusion- Exclusion, Pigeon-hole principle and its application, Functions composition of functions, Inverse Functions, Recursive Functions, Lattices and its properties. Algebraic structures: Algebraic systems-Examples and General Properties, Semi groups and Monoids, groups, sub groups, homomorphism, Isomorphism.

UNIT III

Elementary Combinatorics: Combinations and Permutations, Enumeration of Combinations and Permutations, Enumerating Combinations and Permutations with Repetitions, Enumerating Permutations with Constrained Repetitions, Binomial Coefficients, The Binomial and Multinomial Theorems.

UNIT IV

Recurrence Relations: Generating Functions of Sequences, Calculating Coefficients of Generating Functions, Recurrence relations, Solving Recurrence Relations by Substitution and Generating functions, The Method of Characteristic roots, Solutions of Inhomogeneous, Recurrence Relations.

UNIT V

Graphs: Basic Concepts, Isomorphism and Subgraphs, Trees and their Properties, Spanning Trees, Directed Trees, Binary Trees, Planar Graphs, Euler's Formula, Multigraphs and Euler Circuits, Hamiltonian Graphs.

Text books:

1. J.P. Tremblay and R. Manohar, Discrete Mathematical Structures with Applications to Computer Science, Tata McGraw Hill, 2002.
2. Kenneth H. Rosen, Discrete Mathematics and its Applications with Combinatorics and Graph Theory, 7th Edition, McGraw Hill Education (India) Private Limited.

Reference Books:

1. Joe L. Mott, Abraham Kandel and Theodore P. Baker, Discrete Mathematics for Computer Scientists & Mathematicians, 2nd Edition, Pearson Education.
2. Narsingh Deo, Graph Theory with Applications to Engineering and Computer Science.

Online Learning Resources:

1. <http://www.cs.yale.edu/homes/aspnes/classes/202/notes.pdf>

* * * * *

II Year I Semester	UNIVERSAL HUMAN VALUES 2- UNDERSTANDINGHARMONY	L	T	P	C
		2	1	0	3

Course Objective:

- The students are expected to become more aware of themselves, and their surroundings (family, society, nature); they would become more responsible in life, and in handling problems with sustainable solutions, while keeping human relationships and human nature in mind.

Course Outcomes:

On completion of the course, the student will be able to:

- Understanding the content and process for Value education.
- Understanding the harmony in the human being, family, society and nature/existence
- Apply the Strengthening of self-reflection.
- Apply to All levels become sensitive to their commitment towards what they have understood (human values, human relationship and human society)
- Development of a holistic perspective based on self-exploration about themselves (human being), family, society and nature/existence.

UNIT I

Course Introduction - Need, Basic Guidelines, Content and Process for Value Education: Purpose and motivation for the course, recapitulation from Universal Human Values-I, Self-Exploration-what is it? - Its content and process; 'Natural Acceptance' and Experiential Validation- as the process for self-exploration, Continuous Happiness and Prosperity- A look at basic Human Aspirations, Right understanding, Relationship and Physical Facility- the basic requirements for fulfilment of aspirations of every human being with their correct priority, Understanding Happiness and Prosperity correctly- A critical appraisal of the current scenario, Method to fulfil the above human aspirations: understanding and living in harmony at various levels.

UNIT II

Understanding Harmony in the Human Being - Harmony in Myself: Understanding human being as a co-existence of the sentient 'I' and the material 'Body', Understanding the needs of Self ('I') and 'Body' - happiness and physical facility, Understanding the Body as an instrument of 'I' (I being the doer, seer and enjoyer), Understanding the characteristics and activities

of 'I' and harmony in 'I', Understanding the harmony of I with the Body: Sanyam and Health; correct appraisal of Physical needs, meaning of Prosperity in detail, Programs to ensure Sanyam and Health.

UNIT III

Understanding Harmony in the Family and Society- Harmony in Human Relationship: Understanding values in human-human relationship; meaning of Justice (nine universal values in relationships) and program for its fulfilment to ensure mutual happiness; Trust and Respect as the foundational values of relationship, Understanding the meaning of Trust; Difference between intention and competence, Understanding the meaning of Respect, Difference between respect and differentiation; the other salient values in relationship, Understanding the harmony in the society (society being an extension of family): Resolution, Prosperity, fearlessness (trust) and co-existence as comprehensive Human Goals, Visualizing a universal harmonious order in society- Undivided Society, Universal Order- from family to world family.

UNIT IV

Understanding Harmony in the Nature and Existence - Whole existence as Coexistence: Understanding the harmony in the Nature, Interconnectedness and mutual fulfilment among the four orders of nature recyclability and self-regulation in nature, Understanding Existence as Co-existence of mutually interacting units in all pervasive space, Holistic perception of harmony at all levels of existence.

UNIT V

Implications of the above Holistic Understanding of Harmony on Professional Ethics: Natural acceptance of human values, Definitiveness of Ethical Human Conduct, Basis for Humanistic Education, Humanistic Constitution and Humanistic Universal Order, Competence in professional ethics: a. Ability to utilize the professional competence for augmenting universal human order b. Ability to identify the scope and characteristics of people friendly and eco-friendly production systems, c. Ability to identify and develop appropriate technologies and management patterns for above production systems. Case studies of typical holistic technologies, management models and production systems, Strategy for transition from the present state to Universal Human Order: a. At the level of individual: as socially and ecologically responsible engineers, technologists and managers

b. At the level of society: as mutually enriching institutions and organizations.

Text Books:

1. Human Values and Professional Ethics by R R Gaur, R Sangal, G P Bagaria, Excel Books, New Delhi, 2010

Reference Books:

1. Jeevan Vidya: Ek Parichaya, A Nagaraj, Jeevan Vidya Prakashan, Amarkantak, 1999.
2. Human Values, A.N. Tripathi, New Age Intl. Publishers, New Delhi, 2004.
3. The Story of Stuff (Book).
4. The Story of My Experiments with Truth - by Mohandas Karamchand Gandhi
5. Small is Beautiful - E. F Schumacher.
6. Slow is Beautiful - Cecile Andrews
7. Economy of Permanence - J C Kumarappa
8. Bharat Mein Angreji Raj - PanditSunderlal
9. Rediscovering India - by Dharampal
10. Hind Swaraj or Indian Home Rule - by Mohandas K. Gandhi
11. India Wins Freedom - Maulana Abdul Kalam Azad
12. Vivekananda - Romain Rolland (English)
13. Gandhi - Romain Rolland (English)

Online References:

1. <https://nptel.ac.in/courses/109104068>
2. https://fdp-si.aicte-india.org/5day_onlineUHV.php

* * * * *

II Year I Semester	ARTIFICIAL INTELLIGENCE	L	T	P	C
		3	0	0	3

Course Objectives:

1. The student should be made to study the concepts of Artificial Intelligence.
2. The student should be made to learn the methods of solving problems using Artificial Intelligence.
3. The student should be made to introduce the concepts of Expert Systems.
4. To understand the applications of AI, namely game playing, theorem proving, and machine learning.
5. To learn different knowledge representation techniques

Course Outcomes:

On completion of the course, the student will be able to:

1. Define AI principles and agents to formulate problems effectively.
2. Apply search strategies and algorithms to find solutions efficiently.
3. Utilize knowledge representation techniques for effective reasoning.
4. Master logical reasoning and apply statistical learning methods.
5. Design and implement expert systems for domain-specific problem-solving.

UNIT I

Introduction: AI problems, foundation of AI and history of AI intelligent agents: Agents and Environments, the concept of rationality, the nature of environments, structure of agents, problem solving agents, problem formulation.

UNIT II

Searching- Searching for solutions, uniformed search strategies – Breadth first search, depth first Search. Search with partial information (Heuristic search) Hill climbing, A* ,AO* Algorithms, Problem reduction, Game Playing- Adversial search, Games, mini-max algorithm, optimal decisions in multiplayer games, Problem in Game playing, Alpha-Beta pruning, Evaluation functions.

UNIT III

Representation of Knowledge: Knowledge representation issues, predicate logic- logic programming, semantic nets- frames and inheritance, constraint

propagation, representing knowledge using rules, rules based deduction systems. Reasoning under uncertainty, review of probability, Bayes' probabilistic interferences and Dempster-Shafer theory.

UNIT IV

Logic concepts: First order logic. Inference in first order logic, propositional vs. first order inference, unification & lifts forward chaining, Backward chaining, Resolution, Learning from observation Inductive learning, Decision trees, Explanation based learning, Statistical Learning methods, Reinforcement Learning.

UNIT V

Expert Systems: Architecture of expert systems, Roles of expert systems – Knowledge Acquisition Meta knowledge Heuristics. Typical expert systems – MYCIN, DART, XCON: Expert systems shells.

Textbooks:

1. S. Russel and P. Norvig, "Artificial Intelligence – A Modern Approach", Second Edition, Pearson Education.
2. Kevin Night and Elaine Rich, Nair B., "Artificial Intelligence (SIE)", Mc Graw Hill

Reference Books:

1. David Poole, Alan Mackworth, Randy Goebel,"Computational Intelligence: a logical approach", Oxford University Press.
2. G. Luger, "Artificial Intelligence: Structures and Strategies for complex problemsolving", Fourth Edition, Pearson Education.
3. J. Nilsson, "Artificial Intelligence: A new Synthesis", Elsevier Publishers.
4. Artificial Intelligence, SarojKaushik, CENGAGE Learning.

Online Learning Resources:

1. <https://ai.google/>
2. https://swayam.gov.in/nd1_noc19_me71/preview

* * * * *

II Year I Semester	ADVANCED DATA STRUCTURES & ALGORITHM ANALYSIS	L	T	P	C
		3	0	0	3

Course Objectives:

- provide knowledge on advance data structures frequently used in Computer Science domain
- Develop skills in algorithm design techniques popularly used
- Understand the use of various data structures in the algorithm design

Course Outcomes:

On completion of the course, the student will be able to:

1. Develop proficiency in implementing and managing advanced data structures like AVL trees and B-Trees, and understanding their applications.
2. Apply heap tree structures and graph traversal algorithms, and analyze divide and conquer strategies like Quick Sort, Merge Sort, Strassen's matrix multiplication, and Convex Hull problems.
3. Employ greedy and dynamic programming techniques to solve optimization problems such as job sequencing, knapsack problems, minimum cost spanning trees, shortest path algorithms, optimal binary search trees, string editing, and the travelling salesperson problem.
4. Utilize backtracking and branch-and-bound strategies to solve combinatorial problems such as the 8-Queens problem, sum of subsets, graph coloring, knapsack problem, and travelling salesperson problem.
5. Understand and analyze NP-Hard and NP-Complete problems, including their implications and applications in computer science.

UNIT I

Introduction to Algorithm Analysis, Space and Time Complexity analysis, Asymptotic Notations. AVL Trees – Creation, Insertion, Deletion operations and Applications. B-Trees – Creation, Insertion, Deletion operations and Applications

UNIT II

Heap Trees (Priority Queues) – Min and Max Heaps, Operations and Applications. Graphs – Terminology, Representations, Basic Search and Traversals, Connected Components and Bi-connected Components, applications. Divide and Conquer: The General Method, Quick Sort, Merge Sort, Strassen's matrix multiplication, Convex Hull

UNIT III

Greedy Method: General Method, Job Sequencing with deadlines, Knapsack Problem, Minimum cost spanning trees, Single Source Shortest Paths. Dynamic Programming: General Method, All pairs shortest paths, Single Source Shortest Paths – General Weights (Bellman Ford Algorithm), Optimal Binary Search Trees, 0/1 Knapsack, String Editing, Travelling Salesperson problem

UNIT IV

Backtracking: General Method, 8-Queens Problem, Sum of Subsets problem, Graph Coloring, 0/1 Knapsack Problem. Branch and Bound: The General Method, 0/1 Knapsack Problem, Travelling Salesperson problem

UNIT V

NP Hard and NP Complete Problems: Basic Concepts, Cook's theorem. NP Hard Graph Problems: Clique Decision Problem (CDP), Chromatic Number Decision Problem (CNDP), Traveling Salesperson Decision Problem (TSP). NP Hard Scheduling Problems: Scheduling Identical Processors, Job Shop Scheduling

Textbooks

1. Fundamentals of Data Structures in C++, Horowitz, Ellis; Sahni, Sartaj; Mehta, Dinesh 2nd Edition Universities Press
2. Computer Algorithms/C++ Ellis Horowitz, Sartaj Sahni, Sanguthevar Rajasekaran 2nd Edition University Press

Reference Books

1. Data Structures and program design in C, Robert Kruse, Pearson Education Asia
2. An introduction to Data Structures with applications, Trembley & Sorenson, McGraw Hill
3. The Art of Computer Programming, Vol.1: Fundamental Algorithms, Donald E Knuth, Addison-Wesley, 1997.

Online Learning Resources

1. https://www.tutorialspoint.com/advanced_data_structures/index.asp
2. <http://peterindia.net/Algorithms.html>
3. Abdul Bari, 1. Introduction to Algorithms (youtube.com)

II Year I Semester	OBJECT-ORIENTED PROGRAMMING THROUGH JAVA	L	T	P	C
		3	0	0	3

Course Objectives:

1. To identify Java language components and how they work together in applications
2. To learn the fundamentals of object-oriented programming in Java, including defining classes, invoking methods, using class libraries.
3. To learn how to extend Java classes with inheritance and dynamic binding and how to use exception handling in Java applications
4. To understand how to design applications with threads in Java
5. To understand how to use Java APIs for program development

Course Outcomes:

On completion of the course, the student will be able to:

1. Infer object-oriented programming concepts for problem solving
2. List Object oriented concepts through Java
3. Build class hierarchy for real word problems
4. Demonstrate Java Exceptions and I/O Streams
5. Develop multithreaded application programs and Explore Database connections with Java FX library

UNIT I

Object Oriented Programming: Basic concepts, Principles, Program Structure in Java: Introduction, Writing Simple Java Programs, Elements or Tokens in Java Programs, Java Statements, Command Line Arguments, User Input to Programs, Escape Sequences Comments, Programming Style. Data Types, Variables, and Operators :Introduction, Data Types in Java, Declaration of Variables, Data Types, Type Casting, Scope of Variable Identifier, Literal Constants, Symbolic Constants, Formatted Output with printf() Method, Static Variables and Methods, Attribute Final, Introduction to Operators, Precedence and Associativity of Operators, Assignment Operator (=), Basic Arithmetic Operators, Increment (++) and Decrement (-) Operators, Ternary Operator, Relational Operators, Boolean Logical Operators, Bitwise Logical Operators.

Control Statements: Introduction, if Expression, Nested if Expressions, if-else Expressions, Ternary Operator?;, Switch Statement, Iteration Statements, while Expression, do-while Loop, for Loop, Nested for Loop, For-Each for Loop, Break Statement, Continue Statement.

UNIT II

Classes and Objects: Introduction, Class Declaration and Modifiers, Class Members, Declaration of Class Objects, Assigning One Object to Another, Access Control for Class Members, Accessing Private Members of Class, Constructor Methods for Class, Overloaded Constructor Methods, Nested Classes, Final Class and Methods, Passing Arguments by Value and by Reference, Keyword this.

Methods: Introduction, Defining Methods, Overloaded Methods, Overloaded Constructor Methods, Class Objects as Parameters in Methods, Access Control, Recursive Methods, Nesting of Methods, Overriding Methods, Attributes Final and Static.

Arrays: Introduction, Declaration and Initialization of Arrays, Storage of Array in Computer Memory, Accessing Elements of Arrays, Operations on Array Elements, Assigning Array to Another Array, Dynamic Change of Array Size, Sorting of Arrays, Search for Values in Arrays, Class Arrays, Two-dimensional Arrays, Arrays of Varying Lengths, Three-dimensional Arrays, Arrays as Vectors.

String Handling in Java: Introduction, Interface Char Sequence, Class String, Methods for Extracting Characters from Strings, Comparison, Modifying, Searching; Class String Buffer

UNIT III

Inheritance: Introduction, Process of Inheritance, Types of Inheritances, Universal Super Class-Object Class, Inhibiting Inheritance of Class Using Final, Access Control and Inheritance, Multilevel Inheritance, Application of Keyword Super, Constructor Method and Inheritance, Method Overriding, Dynamic Method Dispatch, Abstract Classes, Interfaces and Inheritance.

Interfaces: Introduction, Declaration of Interface, Implementation of Interface, Multiple Interfaces, Nested Interfaces, Inheritance of Interfaces, Default Methods in Interfaces, Static Methods in Interface, Functional Interfaces, Annotations.

Packages and Java Library: Introduction, Defining Package, Importing Packages and Classes into Programs, Path and Class Path, Access Control, Packages in Java SE, Java.lang Package and its Classes, Class Object, Enumeration, class Math, Wrapper Classes, Auto-boxing and Auto-unboxing, Java util Classes and Interfaces, Formatter Class, Random Class, Time Package, Class Instant (java.time.Instant), Formatting for Date/Time in Java, Temporal Adjusters Class, Temporal Adjusters Class.

UNIT IV

Exception Handling: Introduction, Hierarchy of Standard Exception Classes, Keywords throws and throw, try, catch, and finally Blocks, Multiple Catch Clauses, Class Throwable, Unchecked Exceptions, Checked Exceptions.

Java I/O and File: Java I/O API, standard I/O streams, types, Byte streams, Character streams, Scanner class, Files in Java(Text Book 2)

Multithreaded Programming: Introduction, Need for Multiple Threads Multithreaded Programming for Multi-core Processor, Thread Class, Main Thread-Creation of New Threads, Thread States, Thread Priority-Synchronization, Deadlock and Race Situations, Inter-thread Communication - Suspending, Resuming, and Stopping of Threads.

UNIT V

Java 8 features: Lambda Expressions, functional Interfaces, Default Methods, Date and Time API.

Java FX GUI: Java FX Scene Builder, Java FX App Window Structure, displaying text and image, event handling, laying out nodes in scene graph, mouse events (Text Book 3)

Text Books

1. The complete Reference Java, 11th edition, Herbert Schildt, TMH
2. JAVA 9 for Programmers, Paul Deitel, Harvey Deitel, 4th Edition, Pearson.

References Books

1. Introduction to Java programming, 7th Edition, Y Daniel Liang, Pearson

Online Resources

1. <https://nptel.ac.in/courses/106/105/106105191/>
2. https://infyspringboard.onwingspan.com/web/en/app/toc/lex_auth_012880464547618816347_shared/overview

II Year I Semester	Advanced Data Structures & Algorithm Analysis Lab	L	T	P	C
		0	0	3	1.5

Course Objectives

- Acquire practical skills in constructing and managing Data structures
- Apply the popular algorithm design methods in problem-solving scenarios

Course Outcomes:

On completion of the course, the student will be able to:

1. Develop proficiency in implementing and managing advanced data structures like AVL trees, B-Trees, and Heap Trees to efficiently handle data operations.
2. Apply various algorithmic techniques including sorting, graph traversal, and optimization methods to solve complex computational problems.
3. Demonstrate the ability to apply algorithmic design strategies such as dynamic programming, greedy methods, and backtracking to tackle classic problems in computer science.

Experiments covering the Topics:

- Operations on AVL trees, B-Trees, Heap Trees
- Graph Traversals
- Sorting techniques
- Minimum cost spanning trees
- Shortest path algorithms
- 0/1 Knapsack Problem
- Travelling Salesperson problem
- Optimal Binary Search Trees
- N-Queens Problem
- Job Sequencing

Sample Programs:

1. Construct an AVL tree for a given set of elements which are stored in a file. And implement insert and delete operation on the constructed tree. Write contents of tree into a new file using in-order.
2. Construct B-Tree an order of 5 with a set of 100 random elements stored in array. Implement searching, insertion and deletion operations.

3. Construct Min and Max Heap using arrays, delete any element and display the content of the Heap.
4. Implement BFT and DFT for given graph, when graph is represented by
5. a) Adjacency Matrix b) Adjacency Lists
6. Write a program for finding the bi-connected components in a given graph.
7. Implement Quick sort and Merge sort and observe the execution time for various input sizes (Average, Worst and Best cases).
8. Compare the performance of Single Source Shortest Paths using Greedy method when the graph is represented by adjacency matrix and adjacency lists.
9. Implement Job sequencing with deadlines using Greedy strategy.
10. Write a program to solve 0/1 Knapsack problem Using Dynamic Programming.
11. Implement N-Queens Problem Using Backtracking.
12. Use Backtracking strategy to solve 0/1 Knapsack problem.
13. Implement Travelling Sales Person problem using Branch and Bound approach.

Reference Books

1. Fundamentals of Data Structures in C++, Horowitz Ellis, Sahni Sartaj, Mehta, Dinesh, 2ndEdition, Universities Press
2. Computer Algorithms/C++ Ellis Horowitz, Sartaj Sahni, Sanguthevar Rajasekaran, 2ndEdition, University Press
3. Data Structures and program design in C, Robert Kruse, Pearson Education Asia
4. An introduction to Data Structures with applications, Trembley & Sorenson, McGraw Hill

Online Learning Resources

1. <http://cse01-iiith.vlabs.ac.in/>
2. <http://peterindia.net/Algorithms.html>

II Year I Semester	OBJECT-ORIENTED PROGRAMMING THROUGH JAVA LAB	L	T	P	C
		0	0	3	1.5

Course Objectives:

- Practice object oriented programming in Java programming language
- implement Classes, Objects, Methods, Inheritance, Exception, Runtime Polymorphism, User defined Exception handling mechanism
- Illustrate inheritance, Exception handling mechanism, JDBC connectivity
- Construct Threads, Event Handling, implement packages, Java FX GUI

Course Outcomes:

On completion of the course, the student will be able to:

1. Develop programs for solving real world problems using java collection frame work
2. Develop and apply multithreaded programs in network applications
3. Develop GUI programs using swing controls and create Database connections with Java FX library

Experiments covering the Topics:

- OOP fundamentals- data types, control structures
- Classes, methods, objects, Inheritance, polymorphism,
- Exception handling, Threads, Packages, Interfaces
- Files, I/O streams, JavaFX GUI

Sample Experiments:**Exercise – 1:**

- a) Write a JAVA program to display default value of all primitive data type of JAVA
- b) Write a java program that display the roots of a quadratic equation $ax^2+bx=0$. Calculate the discriminate D and basing on value of D, describe the nature of root.

Exercise - 2

- a) Write a JAVA program to search for an element in a given list of elements using binary search mechanism.
- b) Write a JAVA program to sort for an element in a given list of elements using bubble sort
- c) Write a JAVA program using StringBuffer to delete, remove character.

Exercise - 3

- a) Write a JAVA program to implement class mechanism. Create a class, methods and invoke them inside main method.
- b) Write a JAVA program implement method overloading.
- c) Write a JAVA program to implement constructor.
- d) Write a JAVA program to implement constructor overloading.

Exercise - 4

- a) Write a JAVA program to implement Single Inheritance
- b) Write a JAVA program to implement multi level Inheritance
- c) Write a JAVA program for abstract class to find areas of different shapes

Exercise - 5

- a) Write a JAVA program give example for “super” keyword.
- b) Write a JAVA program to implement Interface. What kind of Inheritance can be achieved?
- c) Write a JAVA program that implements Runtime polymorphism

Exercise - 6

- a) Write a JAVA program that describes exception handling mechanism
- b) Write a JAVA program Illustrating Multiple catch clauses
- c) Write a JAVA program for creation of Java Built-in Exceptions
- d) Write a JAVA program for creation of User Defined Exception

Exercise - 7

- a) Write a JAVA program that creates threads by extending Thread class. First thread display “Good Morning “every 1 sec, the second thread displays “Hello “every 2 seconds and the third display “Welcome” every 3 seconds, (Repeat the same by implementing Runnable)
- b) Write a program illustrating **is Alive** and **join ()**
- c) Write a Program illustrating Daemon Threads.
 - a. Write a JAVA program Producer Consumer Problem

Exercise – 8

- a) Write a JAVA program that import and use the user defined packages
- b) Without writing any code, build a GUI that display text in label and image in an ImageView (use JavaFX)
- c) Build a Tip Calculator app using several JavaFX components and learn how to respond to user interactions with the GUI

Exercise – 9

- a) Write a java program that connects to a database using JDBC
- b) Write a java program to connect to a database using JDBC and insert values into it.
- c) Write a java program to connect to a database using JDBC and delete values from it

II Year I Semester	PYTHON PROGRAMMING (SKILL ENHANCEMENT COURSE)	L	T	P	C
		0	1	2	2

Course Objectives:

- Introduce core programming concepts of Python programming language.
- Demonstrate about Python data structures like Lists, Tuples, Sets and dictionaries
- Implement Functions, Modules and Regular Expressions in Python Programming and to create practical and contemporary applications using these

Course Outcomes:

On completion of the course, the student will be able to:

1. Analyze the fundamental concepts of python programming.
2. Make use of Python functions to facilitate code reuse and manipulate strings.
3. Apply the suitable data structures in python to solve the real time problems.
4. Experiment with commonly used operations involving File handling and object oriented programming in python.
5. Use different Python packages to implement Data Science applications

UNIT I

History of Python Programming Language, Thrust Areas of Python, Installing Anaconda Python Distribution, Installing and Using Jupyter Notebook.

Parts of Python Programming Language: Identifiers, Keywords, Statements and Expressions, Variables, Operators, Precedence and Associativity, Data Types, Indentation, Comments, Reading Input, Print Output, Type Conversions, the type () Function and Is Operator, Dynamic and Strongly Typed Language.

Control Flow Statements: if statement, if-else statement, if...elif...else, Nested if statement, while Loop, for Loop, continue and break Statements, Catching Exceptions Using try and except Statement.

Sample Experiments:

1. Write a program to find the largest element among three Numbers.
2. Write a Program to display all prime numbers within an interval
3. Write a program to swap two numbers without using a temporary variable.

4. Demonstrate the following Operators in Python with suitable examples.
 - i) Arithmetic Operators
 - ii) Relational Operators
 - iii) Assignment Operators
 - iv) Logical Operators
 - v) Bit wise Operators
 - vi) Ternary Operator
 - vii) Membership Operators
 - viii) Identity Operators
5. Write a program to add and multiply complex numbers
6. Write a program to print multiplication table of a given number.

UNIT II

Functions: Built-In Functions, Commonly Used Modules, Function Definition and Calling the function, return Statement and void Function, Scope and Lifetime of Variables, Default Parameters, Keyword Arguments, *args and **kwargs, Command Line Arguments.

Strings: Creating and Storing Strings, Basic String Operations, Accessing Characters in String by Index Number, String Slicing and Joining, String Methods, Formatting Strings.

Lists: Creating Lists, Basic List Operations, Indexing and Slicing in Lists, Built-In Functions Used on Lists, List Methods, del Statement.

Sample Experiments:

7. Write a program to define a function with multiple return values.
8. Write a program to define a function using default arguments.
9. Write a program to find the length of the string without using any library functions.
10. Write a program to check if the substring is present in a given string or not.
11. Write a program to perform the given operations on a list:
 - i. Addition
 - ii. Insertion
 - iii. slicing
12. Write a program to perform any 5 built-in functions by taking any list.

UNIT III

Dictionaries: Creating Dictionary, Accessing and Modifying key:value Pairs in Dictionaries, Built-In Functions Used on Dictionaries, Dictionary Methods, del Statement.

Tuples and Sets: Creating Tuples, Basic Tuple Operations, tuple() Function, Indexing and Slicing in Tuples, Built-In Functions Used on Tuples, Relation between Tuples and Lists, Relation between Tuples and Dictionaries, Using zip() Function, Sets, Set Methods, Frozenset.

Sample Experiments:

13. Write a program to create tuples (name, age, address, college) for at least

two members and concatenate the tuples and print the concatenated tuples.

14. Write a program to count the number of vowels in a string (No control flow allowed).
15. Write a program to check if a given key exists in a dictionary or not.
16. Write a program to add a new key-value pair to an existing dictionary.
17. Write a program to sum all the items in a given dictionary.

UNIT IV

Files: Types of Files, Creating and Reading Text Data, File Methods to Read and Write Data, Reading and Writing Binary Files, Pickle Module, Reading and Writing CSV Files, Python os and os.path Modules.

Object-Oriented Programming: Classes and Objects, Creating Classes in Python, Creating Objects in Python, Constructor Method, Classes with Multiple Objects, Class Attributes Vs Data Attributes, Encapsulation, Inheritance, Polymorphism.

Sample Experiments:

18. Write a program to sort words in a file and put them in another file. The output file should have only lower-case words, so any upper-case words from source must be lowered.
19. Python program to print each line of a file in reverse order.
20. Python program to compute the number of characters, words and lines in a file.
21. Write a program to create, display, append, insert and reverse the order of the items in the array.
22. Write a program to add, transpose and multiply two matrices.
23. Write a Python program to create a class that represents a shape. Include methods to calculate its area and perimeter. Implement subclasses for different shapes like circle, triangle, and square.

UNIT V

Introduction to Data Science: Functional Programming, JSON and XML in Python, NumPy with Python, Pandas.

Sample Experiments:

23. Python program to check whether a JSON string contains complex object or not.
24. Python Program to demonstrate NumPy arrays creation using array () function.
25. Python program to demonstrate use of ndim, shape, size, dtype.

26. Python program to demonstrate basic slicing, integer and Boolean indexing.
27. Python program to find min, max, sum, cumulative sum of array
28. Create a dictionary with at least five keys and each key represent value as a list where this list contains at least ten values and convert this dictionary as a pandas data frame and explore the data through the data frame as follows:
 1. Apply head () function to the pandas data frame
 2. Perform various data selection operations on Data Frame
29. Select any two columns from the above data frame, and observe the change in one attribute with respect to other attribute with scatter and plot operations in matplotlib

Reference Books

1. Gowrishankar S, Veena A., Introduction to Python Programming, CRC Press.
2. Python Programming, S Sridhar, J Indumathi, V M Hariharan, 2ndEdition, Pearson, 2024
3. Introduction to Programming Using Python, Y. Daniel Liang, Pearson.

Online Learning Resources/Virtual Labs:

1. <https://www.coursera.org/learn/python-for-applied-data-science-ai>
2. <https://www.coursera.org/learn/python?specialization=python#syllabus>

II Year II Semester	OPTIMIZATION TECHNIQUES	L	T	P	C
		2	0	0	2

Course Objective

- To understand the overview of optimization techniques, concepts of design space, constraint surfaces and objective function.
- To formulate real-life problems with Linear Programming models using graphical and simplex methods.
- To formulate real-life transportation, assignment and travelling salesman problems to find the optimum solution using transportation algorithms and to find out probability of expected completion time using PERT-CPM networks.
- To apply dynamic programming and integer programming to optimize multi stage decision problems.
- To determine the level of game theory and simulation modelling that a business must maintain to ensure smooth operation.

Course Outcomes:

On completion of the course, the student will be able to:

1. To understand the overview of optimization techniques, concepts of design space, constraint surfaces and objective function.
2. To formulate real-life problems with Linear Programming models using graphical and simplex methods.
3. To formulate real-life transportation, assignment and travelling salesman problems to find the optimum solution using transportation algorithms and to find out probability of expected completion time using PERT-CPM networks.
4. To apply dynamic programming and integer programming to optimize multi stage decision problems.
5. To determine the level of game theory and simulation modelling that a business must maintain to ensure smooth operation.

UNIT I

Introduction to Classical Optimization Techniques: Statement of an Optimization problem – design vector – design constraints – constraint surface – objective function – objective function surfaces – classification of Optimization problems.

Classical Optimization Techniques: Single variable Optimization, Multi variable Optimization with and without constraints, Multivariable Optimization with equality constraints - solution by method of Lagrange

multipliers, Multivariable Optimization with inequality constraints - Kuhn – Tucker conditions.

UNIT II

Linear Programming: Various definitions, statements of basic theorems and properties, Advantages, Limitations and Application areas of Linear Programming, Graphical method of Linear Programming problem.

Simplex Method: Phase I of the Simplex Method, Primal and Dual Simplex Method, Big –M method.

UNIT III

Transportation Problem: Finding initial basic feasible solution by north – west corner rule, least cost method and Vogel’s approximation method – testing for optimality of balanced transportation problems.

Network Analysis: Introduction, Project scheduling by CPM and PERT, Network diagram representations, Rules to construct Network diagrams, Time estimates in network analysis-EST, EFT, LST, LFT, float/slack and critical path, Time estimates and Probability considerations in PERT, Crashing in PERT

UNIT IV

Dynamic Programming: Dynamic programming multistage decision processes – types – concept of sub optimization and the principle of optimality – computational procedure in dynamic programming – examples illustrating the calculus method of solution - examples illustrating the tabular method of solution.

Integer Programming: Pure and mixed integer programming problems, Solution of Integer programming problems – Gomory’s all integer cutting plane method and mixed integer method, branch and bound method, Zero-one programming.

UNIT V

Game theory: Theory Of Games: Introduction – Terminology, Solution of games with saddle points and without saddle points, 2×2 games, dominance principle, $m \times 2$ & $2 \times n$ games, Graphical method.

Simulation Modelling: Introduction, Definition and types, Limitations, Various phases of modelling, Monte Carlo method, Applications, advantages and limitations of simulation

Text Books

1. Engineering optimization: Theory and practice”-by S.S.Rao, New Age International (P) Limited.
2. Operations Research: An Introduction" by H A Taha, 5th Edition, Macmillan, New York.
3. Operations Research By P K Gupta & D S Hira By S Chand Publications, 7th Edition

Reference Books

1. Optimization Methods in Operations Research and systems Analysis” – by K.V. Mittal and C. Mohan, New Age, International (P) Limited, Publishers
2. Operations Research – by S.D.Sharma, KedarnathRamanath& Co
3. Linear programming, G. Hadley, Narosa Publishing House, New Delhi.
4. Industrial Engineering and Production Management, M. Mahajan, Dhanpat Rai & co

II Year II Semester	PROBABILITY & STATISTICS	L	T	P	C
		3	0	0	3

Course objectives:

- To familiarize the students with the foundations of probability and statistical methods.
- To impart probability concepts and statistical methods in various applications Engineering

Course Outcomes:

1. Classify the concepts of data science and its importance.
2. Illustrates the association of characteristics and through correlation and regression tools.
3. Define and distinguish the concepts of probability and their applications, using discrete and continuous probability distributions.
4. Design the components of a classical hypothesis test.
5. Infer the statistical inferential methods based on small and large sampling tests.

UNIT I

Descriptive statistics and methods for data science: Data science-Statistics Introduction-Population Vs Sample-Collection of data-primary and secondary data-Types of variable: dependent and independent Categorical and Continuous variables-Data visualization-Measures of Central tendency-Measures of Variability (spread or variance)-Skewness Kurtosis

UNIT II

Correlation and Curve fitting: Correlation-correlation coefficient-Rank correlation-Regression coefficient and properties-regression lines-Multiple regression-Method of least squares-Straight line-parabola-Exponential-Power curves.

UNIT III

Probability and Distributions: Probability-Conditional probability and Baye's theorem- Random variables -Discrete and Continuous random variables-Distribution function-Mathematical Expectation and Variance-Binomial, Poisson, Uniform and Normal distributions.

UNIT IV

Sampling Theory: Introduction–Population and samples-Sampling distribution of Means and Variance (definition only)-Central limit theorem (without proof)-Introduction to t, chi-square, F distributions-Point and Interval estimations- Unbiased estimation-properties of good estimator-Maximum error of estimate.

UNIT V

Test of Hypothesis: Introduction–Hypothesis-Null and Alternative Hypothesis-Type I and Type II errors-Level of significance-One tail and two-tail tests-Tests concerning one mean, two means, and proportions using Z test, Tests concerning one mean, two means using t test, also chi-square and F tests use for small samples. ANOVA.

Text Books

1. Miller and Freund's, Probability and Statistics for Engineers, 7/e, Pearson, 2008.
2. S. C. Gupta and V. K. Kapoor, Fundamentals of Mathematical Statistics, 11/e, Sultan Chand & Sons Publications, 2012

Reference Books

1. Shron L. Myers, Keying Ye, Ronald E Walpole, Probability and Statistics Engineers and the Scientists, 8th Edition, Pearson 2007.
2. Jay I. Devore, Probability and Statistics for Engineering and the Sciences, 8th Edition, Cengage.
3. Sheldon M. Ross, Introduction to probability and statistics Engineers and the Scientists, 4th Edition, Academic Foundation, 2011.
4. Johannes Ledolter and Robert V. Hogg, Applied statistics for Engineers and Physical Scientists, 3rd Edition, Pearson, 2010.

* * * * *

II Year II Semester	MACHINE LEARNING	L	T	P	C
		3	0	0	3

Course Objectives

- Define machine learning and its different types (supervised and unsupervised) and understand their applications.
- Apply supervised learning algorithms including decision trees and k-nearest neighbours (k-NN).
- Implement unsupervised learning techniques, such as K-means clustering.

Course Outcomes:

On completion of the course, the student will be able to:

1. Understand the foundational concepts, paradigms, and stages of machine learning, including data acquisition and model evaluation.
2. Apply nearest neighbour-based models using various distance measures for classification and regression tasks.
3. Utilize decision tree-based models and understand the principles of the Bayes classifier for optimal classification.
4. Implement linear discriminants and advanced techniques like SVM and neural networks for classification and regression.
5. Perform various clustering techniques to partition and analyze data patterns effectively.

UNIT I

Introduction to Machine Learning: Evolution of Machine Learning, Paradigms for ML, Learning by Rote, Learning by Induction, Reinforcement Learning, Types of Data, Matching, Stages in Machine Learning, Data Acquisition, Feature Engineering, Data Representation, Model Selection, Model Learning, Model Evaluation, Model Prediction, Search and Learning, Data Sets.

UNIT II

Nearest Neighbor-Based Models: Introduction to Proximity Measures, Distance Measures, Non-Metric Similarity Functions, Proximity Between Binary Patterns, Different Classification Algorithms Based on the Distance Measures, K-Nearest Neighbor Classifier, Radius Distance Nearest Neighbor Algorithm, KNN Regression, Performance of Classifiers, Performance of Regression Algorithms.

UNIT III

Models Based on Decision Trees: Decision Trees for Classification, Impurity Measures, Properties, Regression Based on Decision Trees, Bias-Variance Trade-off, Random Forests for Classification and Regression.

The Bayes Classifier: Introduction to the Bayes Classifier, Bayes' Rule and Inference, The Bayes Classifier and its Optimality, Multi-Class Classification | Class Conditional Independence and Naive Bayes Classifier (NBC)

UNIT IV

Linear Discriminants for Machine Learning: Introduction to Linear Discriminants, Linear Discriminants for Classification, Perceptron Classifier, Perceptron Learning Algorithm, Support Vector Machines, Linearly Non-Separable Case, Non-linear SVM, Kernel Trick, Logistic Regression, Linear Regression, Multi-Layer Perceptrons (MLPs), Backpropagation for Training an MLP.

UNIT V

Clustering : Introduction to Clustering, Partitioning of Data, Matrix Factorization | Clustering of Patterns, Divisive Clustering, Agglomerative Clustering, Partitional Clustering, K-Means Clustering, Soft Partitioning, Soft Clustering, Fuzzy C-Means Clustering, Rough Clustering, Rough K-Means Clustering Algorithm, Expectation Maximization-Based Clustering, Spectral Clustering.

Text Books

1. "Machine Learning Theory and Practice", M N Murthy, V S Ananthanarayana, Universities Press (India), 2024

Reference Books

1. "Machine Learning", Tom M. Mitchell, McGraw-Hill Publication, 2017
2. "Machine Learning in Action", Peter Harrington, DreamTech
3. "Introduction to Data Mining", Pang-Ning Tan, Michel Stenbach, Vipin Kumar, 7th Edition, 2019.

* * * * *

II Year II Semester	DATABASE MANAGEMENT SYSTEMS	L	T	P	C
		3	0	0	3

Course Objectives:

- Introduce database management systems and to give a good formal foundation on the relational model of data and usage of Relational Algebra
- Introduce the concepts of basic SQL as a universal Database language
- Demonstrate the principles behind systematic database design approaches by covering conceptual design, logical design through normalization
- Provide an overview of physical design of a database system, by discussing Database indexing techniques and storage techniques

Course Outcomes:

On completion of the course, the student will be able to:

1. To comprehend the basics of database systems and applications
2. To construct logical design of database and information retrieval
3. To demonstrate relational model practically (Structured Query Language)
4. To demonstrate and relate normalization for database design
5. To outline the necessity of transaction management, recovery management & indexing

UNIT I

Introduction: Database system, Characteristics (Database Vs File System), Database Users, Advantages of Database systems, Database applications. Brief introduction of different Data Models; Concepts of Schema, Instance and data independence; Three tier schema architecture for data independence; Database system structure, environment, Centralized and Client Server architecture for the database.

Entity Relationship Model: Introduction, Representation of entities, attributes, entity set, relationship, relationship set, constraints, sub classes, super class, inheritance, specialization, generalization using ER Diagrams.

UNIT II

Relational Model: Introduction to relational model, concepts of domain, attribute, tuple, relation, importance of null values, constraints (Domain, Key constraints, integrity constraints) and their importance, Relational Algebra, Relational Calculus. BASIC SQL: Simple Database schema, data

types, table definitions (create, alter), different DML operations (insert, delete, update).

UNIT III

SQL: Basic SQL querying (select and project) using where clause, arithmetic & logical operations, SQL functions(Date and Time, Numeric, String conversion).Creating tables with relationship, implementation of key and integrity constraints, nested queries, sub queries, grouping, aggregation, ordering, implementation of different types of joins, view(updatable and non-updatable), relational set operations.

UNIT IV

Schema Refinement (Normalization): Purpose of Normalization or schema refinement, concept of functional dependency, normal forms based on functional dependency. Lossless join and dependency preserving decomposition, (1NF, 2NF & 3 NF), concept of surrogate key, Boyce-Codd normal form(BCNF), MVD,4th normal form(4NF), 5th Normal Form (5NF).

UNIT V

Transaction Concept: Transaction State, ACID properties, Concurrent Executions, Serializability, Recoverability, Implementation of Isolation, Testing for Serializability, lock based, time stamp based, optimistic, concurrency protocols, Deadlocks, Failure Classification, Storage, Recovery and Atomicity, Recovery algorithm.

Introduction to Indexing Techniques: B+ Trees, operations on B+Trees, Hash Based Indexing:

Text Books

1. Database Management Systems, 3rd edition, Raghurama Krishnan, Johannes Gehrke, TMH (For Chapters 2, 3, 4)
2. Database System Concepts,5th edition, Silberschatz, Korth, Sudarsan,TMH (For Chapter 1 and Chapter 5)

Reference Books

1. Introduction to Database Systems, 8thedition, C J Date, Pearson.
2. Database Management System, 6th ed., Ramez Elmasri, Shamkant B. Navathe, Pearson
3. Database Principles Fundamentals of Design Implementation & Management, Corlos Coronel, Steven Morris, Peter Robb, Cengage Learning.

Web-Resources

1. <https://nptel.ac.in/courses/106/105/106105175/>
2. https://infyspringboard.onwingspan.com/web/en/app/toc/lex_auth_01275806667282022456_shared/overview

II Year II Semester	DIGITAL LOGIC & COMPUTER ORGANIZATION	L	T	P	C
		3	0	0	3

Course Objectives:

- provide students with a comprehensive understanding of digital logic design principles and computer organization fundamentals
- Describe memory hierarchy concepts
- Explain input/output (I/O) systems and their interaction with the CPU, memory, and peripheral devices

Course Outcomes:

On completion of the course, the student will be able to:

1. Explore Data Representation techniques
2. Explore basic structure of Computers
3. Summarize computer arithmetic and process organization
4. Infer memory organization techniques

Explore I/O organization techniques

UNIT I

Data Representation: Binary Numbers, Fixed Point Representation. Floating Point Representation. Number base conversions, Octal and Hexadecimal Numbers, components, Signed binary numbers, Binary codes

Digital Logic Circuits-I: Basic Logic Functions, Logic gates, universal logic gates, Minimization of Logic expressions. K-Map Simplification, Combinational Circuits, Decoders, Multiplexers

UNIT II

Digital Logic Circuits-II: Sequential Circuits, Flip-Flops, Binary counters, Registers, Shift Registers, Ripple counters

Basic Structure of Computers: Computer Types, Functional units, Basic operational concepts, Bus structures, Software, Performance, multiprocessors and multi computers, Computer Generations, Von-Neumann Architecture

UNIT III

Computer Arithmetic : Addition and Subtraction of Signed Numbers, Design of Fast Adders, Multiplication of Positive Numbers, Signed-operand Multiplication, Fast Multiplication, Integer Division, Floating-Point Numbers and Operations

Processor Organization: Fundamental Concepts, Execution of a Complete Instruction, Multiple-Bus Organization, Hardwired Control and Multi programmed Control

UNIT IV

The Memory Organization: Basic Concepts, Semiconductor RAM Memories, Read-Only Memories, Speed, Size and Cost, Cache Memories, Performance Considerations, Virtual Memories, Memory Management Requirements, Secondary Storage

UNIT V

Input/Output Organization: Accessing I/O Devices, Interrupts, Processor Examples, Direct Memory Access, Buses, Interface Circuits, Standard I/O Interfaces

Textbooks

1. Computer Organization, Carl Hamacher, Zvonko Vranesic, Safwat Zaky, 6th edition, McGraw Hill, 2023.
2. Digital Design, 6th Edition, M. Morris Mano, Pearson Education, 2018.
3. Computer Organization and Architecture, William Stallings, 11th Edition, Pearson, 2022.

Reference Books

1. Computer Systems Architecture, M. Morris Mano, 3rd Edition, Pearson, 2017.
2. Computer Organization and Design, David A. Paterson, John L. Hennessy, Elsevier, 2004.
3. Fundamentals of Logic Design, Roth, 5th Edition, Thomson, 2003.

Online Learning Resources

1. <https://nptel.ac.in/courses/106/103/106103068/>

II Year II Semester	MACHINE LEARNING LAB	L	T	P	C
		0	0	3	1.5

Course Objectives:

- The student should be made to study the concepts of Artificial Intelligence.
- The student should be made to learn the methods of solving problems using Artificial Intelligence.
- The student should be made to introduce the concepts of Expert Systems and machine learning.
- To learn about computing central tendency measures and Data preprocessing techniques
- To learn about classification and regression algorithms
- To apply different clustering algorithms for a problem.

Course Outcomes:

On completion of the course, the student will be able to:

1. Develop skills to manipulate, clean, and analyze data using Pandas, including creating various data visualizations.
2. Implement and analyze fundamental AI search algorithms including BFS, DFS, Best First Search, Heuristic Search, A*, and AO*.
3. Apply and evaluate machine learning algorithms such as KNN, Decision Trees, Random Forests, Naïve Bayes, SVM, and K-means for classification, regression, and clustering tasks.

Software Required for ML: Python/R/Weka**List of Experiments**

1. Pandas Library
 - a) Write a python program to implement Pandas Series with labels.
 - b) Create a Pandas Series from a dictionary.
 - c) Creating a Pandas Data Frame.
 - d) Write a program which makes use of the following Pandas methods
 - i) describe ()
 - ii) head ()
 - iii) tail ()
 - iv) info ()
2. Pandas Library: Visualization
 - a) Write a program which use pandas inbuilt visualization to plot following graphs:
 - i. Bar plots
 - ii. Histograms
 - iii. Line plots
 - iv. Scatter plots
3. Write a Program to Implement Breadth First Search using Python.
4. Write a program to implement Best First Searching Algorithm
5. Write a Program to Implement Depth First Search using Python.

6. Write a program to implement the Heuristic Search
7. Write a python program to implement A* and AO* algorithm. (Ex: find the shortest path)
8. Apply the following Pre-processing techniques for a given dataset.
 - a. Attribute selection
 - b. Handling Missing Values
 - c. Discretization
 - d. Elimination of Outliers
9. Apply KNN algorithm for classification and regression
10. Demonstrate decision tree algorithm for a classification problem and perform parameter tuning for better results
11. Apply Random Forest algorithm for classification and regression
12. Demonstrate Naïve Bayes Classification algorithm.
13. Apply Support Vector algorithm for classification
14. Implement the K-means algorithm and apply it to the data you selected. Evaluate performance by measuring the sum of the Euclidean distance of each example from its class centre. Test the performance of the algorithm as a function of the parameters K.

II Year II Semester	DATABASE MANAGEMENT SYSTEMS LAB	L	T	P	C
		0	0	3	1.5

Course Objectives

- Populate and query a database using SQL DDL/DML Commands
- Declare and enforce integrity constraints on a database
- Writing Queries using advanced concepts of SQL
- Programming PL/SQL including procedures, functions, cursors and triggers,

Course Outcomes:

On completion of the course, the student will be able to:

1. To create database for user (Creation of Database)
2. To solve various SQL queries for user defined schemas
3. To generalize PL/ SQL blocks
4. To illustrate the usage of user defined packages

Sample Experiments

1. Creation, altering and dropping of tables and inserting rows into a table (use constraints while creating tables) examples using SELECT command.
2. Queries (along with sub Queries) using ANY, ALL, IN, EXISTS, NOTEXISTS, UNION, INTERSET, Constraints. Example:- Select the roll number and name of the student who secured fourth rank in the class.
3. Queries using Aggregate functions (COUNT, SUM, AVG, MAX and MIN), GROUP BY, HAVING and Creation and dropping of Views.
4. Queries using Conversion functions (to_char, to_number and to_date), string functions (Concatenation, lpad, rpad, ltrim, rtrim, lower, upper, initcap, length, substr and instr), date functions (Sysdate, next_day, add_months, last_day, months_between, least, greatest, trunc, round, to_char, to_date)
5.
 - i. Create a simple PL/SQL program which includes declaration section, executable section and exception –Handling section (Ex. Student marks can be selected from the table and printed for those who secured first class and an exception can be raised if no records were found)
 - ii. Insert data into student table and use COMMIT, ROLLBACK and SAVEPOINT in PL/SQL block.

6. Develop a program that includes the features NESTED IF, CASE and CASE expression. The program can be extended using the NULLIF and COALESCE functions.
7. Program development using WHILE LOOPS, numeric FOR LOOPS, nested loops using ERROR Handling, BUILT -IN Exceptions, USE defined Exceptions, RAISE- APPLICATION ERROR.
8. Programs development using creation of procedures, passing parameters IN and OUT of PROCEDURES.
9. Program development using creation of stored functions, invoke functions in SQL Statements and write complex functions.
10. Develop programs using features parameters in a CURSOR, FOR UPDATE CURSOR, WHERE CURRENT of clause and CURSOR variables.
11. Develop Programs using BEFORE and AFTER Triggers, Row and Statement Triggers and INSTEAD OF Triggers
12. Create a table and perform the search operation on table using indexing and non-indexing techniques.
13. Write a Java program that connects to a database using JDBC
14. Write a Java program to connect to a database using JDBC and insert values into it
15. Write a Java program to connect to a database using JDBC and delete values from it

Text Books

1. Oracle: The Complete Reference by Oracle Press
2. Nilesh Shah, "Database Systems Using Oracle", PHI, 2007
3. Rick F Vander Lans, "Introduction to SQL", Fourth Edition, Pearson Education, 2007

II Year II Semester	FULL STACK DEVELOPMENT – 1 (SKILL ENHANCEMENT COURSE)	L	T	P	C
		0	1	2	2

Course Objectives:

- Gain a thorough understanding of HTML, CSS, JavaScript, and React JS to build and style interactive web applications.
- Learn to implement advanced front-end functionalities such as drag-and-drop features, event handling, and dynamic content manipulation using React components and hooks.
- Understand how to integrate back-end services using APIs and perform CRUD operations in a full-stack environment utilizing MongoDB as a database.
- Develop problem-solving skills by designing and implementing real-world applications like calculators, clocks, and bill management systems.
- Explore state management and higher-order functions in JavaScript to create efficient and scalable applications using React JS.

Course Outcomes:

On completion of the course, the student will be able to:

1. Students will be able to create responsive and interactive user interfaces using HTML, CSS, and JavaScript.
2. Students will demonstrate the ability to build complex applications using React JS, including class components, hooks, and state management.
3. Students will be proficient in consuming web APIs using fetch and axios and handling asynchronous data fetching within React applications.
4. Students will be able to design, develop, and deploy full-stack applications using the MERN stack, including creating database schemas and performing CRUD operations with MongoDB.
5. Students will showcase their ability to design and implement practical applications such as a BMI calculator, EMI calculator, and dynamic tabular data views, addressing real-world needs and user requirements.

List of experiments

1. Try to recreate the following patterns using HTML and CSS only.



2. Implement Drag & Drop feature in HTML5 and CSS.
3. **(a).** Demonstrate Event Bubbling with an example using HTML, CSS.
(b). Demonstrate Event Capturing with an example using HTML, CSS.
4. Design a Calculator App extended to Scientific functions using HTML, Java script and relevant CSS.

(CE)	C
1	2	3	+
4	5	6	-
7	8	9	x
.	0	=	÷

5. Demonstrate Higher order functions with necessary examples – filter(), reduce() and map() using Java script, HTML, CSS.
6. Create a Class Component for Increment and Decrement Counter App in React JS.
7. Create a Class component for Changing the Color of the Text and apply different font operations to that text in React JS.
8. Create a Class Component for viewing an Array of Objects in a Tabular form in React JS.
9. Create a React App to display Analog and Digital Clock.
10. **(a).** Demonstrate useState Hook with the help sample text in React JS.
(b). Demonstrate useContext Hook with necessary example in React JS.
(c). Demonstrate useEffect Hook with necessary example in React JS.
11. Demonstrate consuming web API using fetch & axios (AXIOS API).
12. Demonstrate with the help of realtime URLs in React JS.
13. Design a BMI calculator App using React JS based on the description given below:

BMI is a measurement of a person's leanness or corpulence based on their height and weight, and is intended to quantify tissue mass. It is widely used as a general indicator of whether a person has a healthy body weight for their height.

Formula:

weight (kg) / [height (m)]² (or) [weight (kg) / height (cm) / height (cm)] x 10,000

BMI table for adults: This is the World Health Organization's (WHO) recommended body weight based on BMI values for adults.

It is used for both men and women, age 18 or older.

Category	BMI range - kg/m ²
Severe Thinness	< 16
Moderate Thinness	16 – 17
Mild Thinness	17 - 18.5
Normal	18.5 – 25
Overweight	25 – 30
Obese Class I	30 – 35
Obese Class II	35 – 40
Obese Class III	> 40

14. Display a selected dynamic set of Images in Tabular format using React JS.

15. Implement Upload & Download options on a given file based on the format, size and memory using React JS.

16. Create a React application to view EMI calculator. A specific view is given below:

$$E = P \times r \times \frac{(1 + r)^n}{(1 + r)^n - 1}$$

Where,

E is the EMI

P is the principal amount

r is the monthly rate of interest

n is the number of months

17. Design the following Hotel bill screen application. User can select as many items as possible from the dropdown box and is allowed to enter in the text field provided. Each transaction must be added in the table given below along with the bill amount and save the bill and get print.

GREEN STAR HOTEL

Customer Bill

Date:

Items: No of Items:

1.	Biryani	2	Rs. 140 Each	Rs.280
2.	Fried Rice	1	Rs. 110 Each	Rs.110
3.	Chicken Curry	2	Rs. 230 Each	Rs.460
			Total	Rs. 850
			GST @5%	Rs. 42.50
			Bill to be paid	Rs. 892.50

-
18. Demonstrate the procedure to Create a Database Schema in MongoDB – MERN.
 19. Demonstrate CRUD operations using MongoDB - MERN.

II Year I Semester	DESIGN THINKING & INNOVATION	L	T	P	C
		1	0	2	2

Course Objectives:

- To understand the principles and process of design thinking.
- To develop skills for empathizing with users and identifying their needs.
- To learn techniques for ideation and problem-solving.
- To gain practical experience in prototyping and user testing.
- To apply design thinking to real-world projects and foster an innovative mindset

Course Outcomes:

On completion of the course, the student will be able to:

1. Develop key skills like Critical thinking, Problem-solving, Collaboration, and Creativity.
2. View problems as Opportunities.
3. Empathize, sensitize and identify the problems.
4. Understand the perspective of someone other than him/her.
5. Encourage wild ideas. Defer judgement. Build on ideas of others.
6. Translate an innovative idea to a prototype.

Apply Design Thinking Principles to develop human centric solutions (products, strategies, methodologies, services).

UNIT I

Introduction to Design Thinking: Definition and Principles of Design Thinking, History and Evolution of Design Thinking, Importance in Business and Innovation, **Understand the fundamentals** of design thinking, Explore the historical context and evolution of design thinking. Recognize the impact of design thinking on innovation.

UNIT II

Empathy and User Research: Techniques for User Research: Develop skills to empathize with users and understand their needs. **Building User Personas:** Learn methods for conducting effective user research, Journey Mapping

UNIT III

Ideation Techniques: Foster creative thinking and ideation skills: Brainstorming Methods, SCAMPER Technique, Mind Mapping and **Explore various techniques** to generate innovative ideas.

UNIT IV

Prototyping and User Testing: Gain practical experience in building **prototypes**: Types of Prototypes (Low-fidelity vs. High-fidelity), Rapid Prototyping **Techniques and Learn methods** to test prototypes and gather user feedback.

UNIT V

Application and Implementation : Apply design thinking to real-world problems: Applying Design Thinking to Real-world Projects, Case Studies of Design Thinking in Action, **Learn from case studies** and understand the impact of design thinking: Measuring Impact and Success

Textbooks

1. "Change by Design: How Design Thinking Transforms Organizations and Inspires Innovation" by Tim Brown
2. "Creative Confidence: Unleashing the Creative Potential Within Us All" by Tom Kelley and David Kelley

Reference Books

1. "This is Service Design Thinking: Basics, Tools, Cases" by Marc Stickdorn and Jakob Schneider
2. "Design Thinking: Integrating Innovation, Customer Experience, and Brand Value" by Thomas Lockwood

* * * * *

II Year II Semester	ENVIRONMENTAL SCIENCE	L	T	P	C
		2	0	0	-

Course Objectives:

To make the students to get awareness on environment, to understand the importance of protecting natural resources, ecosystems for future generations and pollution causes due to the day to day activities of human life to save earth from the inventions by the engineers.

Course Outcomes:

On completion of the course, the student will be able to:

1. Able to Understand The concepts of the ecosystem
2. Able to Understand The natural resources and their importance
3. Able to learn The biodiversity of India and the threats to biodiversity ,and Apply conservation practices
4. Able to learn Various attributes of the pollution and their impacts
5. Able to Understand Social issues both rural and urban environment
6. Able to Understand About environmental Impact assessment and Evaluate the stages involved in EIA

UNIT I**MULTI-DISCIPLINARY NATURE OF ENVIRONMENTAL STUDIES:**

Definition, Scope and Importance – Need for Public Awareness.

NATURAL RESOURCES : Renewable and non-renewable resources – Natural resources and associated problems – Forest resources – Use and over – exploitation, deforestation, case studies – Timber extraction – Mining, dams and other effects on forest and tribal people – Water resources – Use and over utilization of surface and ground water – Floods, drought, conflicts over water, dams – benefits and problems – Mineral resources: Use and exploitation, environmental effects of extracting and using mineral resources, case studies – Food resources: World food problems, changes caused by agriculture and overgrazing, effects of modern agriculture, fertilizer-pesticide problems, water logging, salinity, case studies. – Energy resources:

UNIT II**Ecosystems, Biodiversity, and its Conservation**

ECOSYSTEMS: Concept of an ecosystem. – Structure and function of an ecosystem – Producers, consumers and decomposers – Energy flow in the

ecosystem – Ecological succession – Food chains, food webs and ecological pyramids – Introduction, types, characteristic features, structure and function of the following ecosystem:

- a. Forest ecosystem.
- b. Grassland ecosystem
- c. Desert ecosystem
- d. Aquatic ecosystems (ponds, streams, lakes, rivers, oceans, estuaries)

BIODIVERSITY AND ITS CONSERVATION : Definition: genetic, species and ecosystem diversity – Bio-geographical classification of India – Value of biodiversity: consumptive use, Productive use, social, ethical, aesthetic and option values – Biodiversity at global, National and local levels – India as a mega-diversity nation – Hot-spots of biodiversity – Threats to biodiversity: habitat loss, poaching of wildlife, man-wildlife conflicts – Endangered and endemic species of India – Conservation of biodiversity: In-situ and Ex-situ conservation of biodiversity.

UNIT III

Environmental Pollution and Solid Waste Management

ENVIRONMENTAL POLLUTION: Definition, Cause, effects & control measures of:

- a. Air Pollution.
- b. Water pollution
- c. Soil pollution
- d. Marine pollution
- e. Noise pollution
- f. Thermal pollution
- g. Nuclear hazards

SOLID WASTE MANAGEMENT: Causes, effects and control measures of urban and industrial wastes – Role of an individual in prevention of pollution – Pollution case studies – Disaster management: floods, earthquake, cyclone and landslides.

UNIT IV

Social Issues and the Environment: From Unsustainable to Sustainable development – Urban problems related to energy – Water conservation, rain water harvesting, watershed management – Resettlement and rehabilitation of people; its problems and concerns. Case studies – Environmental ethics: Issues and possible solutions – Climate change, global warming, acid rain,

ozone layer depletion, nuclear accidents and holocaust. Case Studies – Wasteland reclamation. – Consumerism and waste products. – Environment Protection Act. – Air (Prevention and Control of Pollution) Act. – Water (Prevention and control of Pollution) Act – Wildlife Protection Act – Forest Conservation Act – Issues involved in enforcement of environmental legislation – Public awareness.

UNIT V

Human Population and the Environment: Population growth, variation among nations. Population explosion – Family Welfare Programmed. – Environment and human health – Human Rights – Value Education – HIV/AIDS – Women and Child Welfare – Role of information Technology in Environment and human health – Case studies.

FIELD WORK: Visit to a local area to document environmental assets River/forest grassland/hill/mountain – Visit to a local polluted site-Urban/Rural/Industrial/Agricultural Study of common plants, insects, and birds – river, hill slopes, etc.

Text Books

1. Text book of Environmental Studies for Undergraduate Courses by Erach Bharucha for University Grants Commission, Universities Press.
2. Environmental Studies by Palaniswamy – Pearson education
3. Environmental Studies by Dr.S.Azeem Unnisa, Academic Publishing Company

References

1. Textbook of Environmental Science by Deeksha Dave and E.Sai Baba Reddy, Cengage Publications.
2. Text book of Environmental Sciences and Technology by M.Anji Reddy, BS Publication.
3. Comprehensive Environmental studies by J.P.Sharma, Laxmi publications.
4. Environmental sciences and engineering – J. Glynn Henry and Gary W. Heinke – Prentice hall of India Private limited.
5. A Text Book of Environmental Studies by G.R.Chatwal, Himalaya Publishing House
Introduction to Environmental engineering and science by Gilbert M. Masters and Wendell P. Ela - Prentice hall of India Private limited.